




# JOINT HIGHWAY RESEARCH PROJECT

JHRP-75-14

AN EVALUATION OF SEVERAL MULCH  
MATERIALS ON LANDSCAPE PLANT  
GROWTH, WEED CONTROL, SOIL  
TEMPERATURE AND SOIL MOISTURE

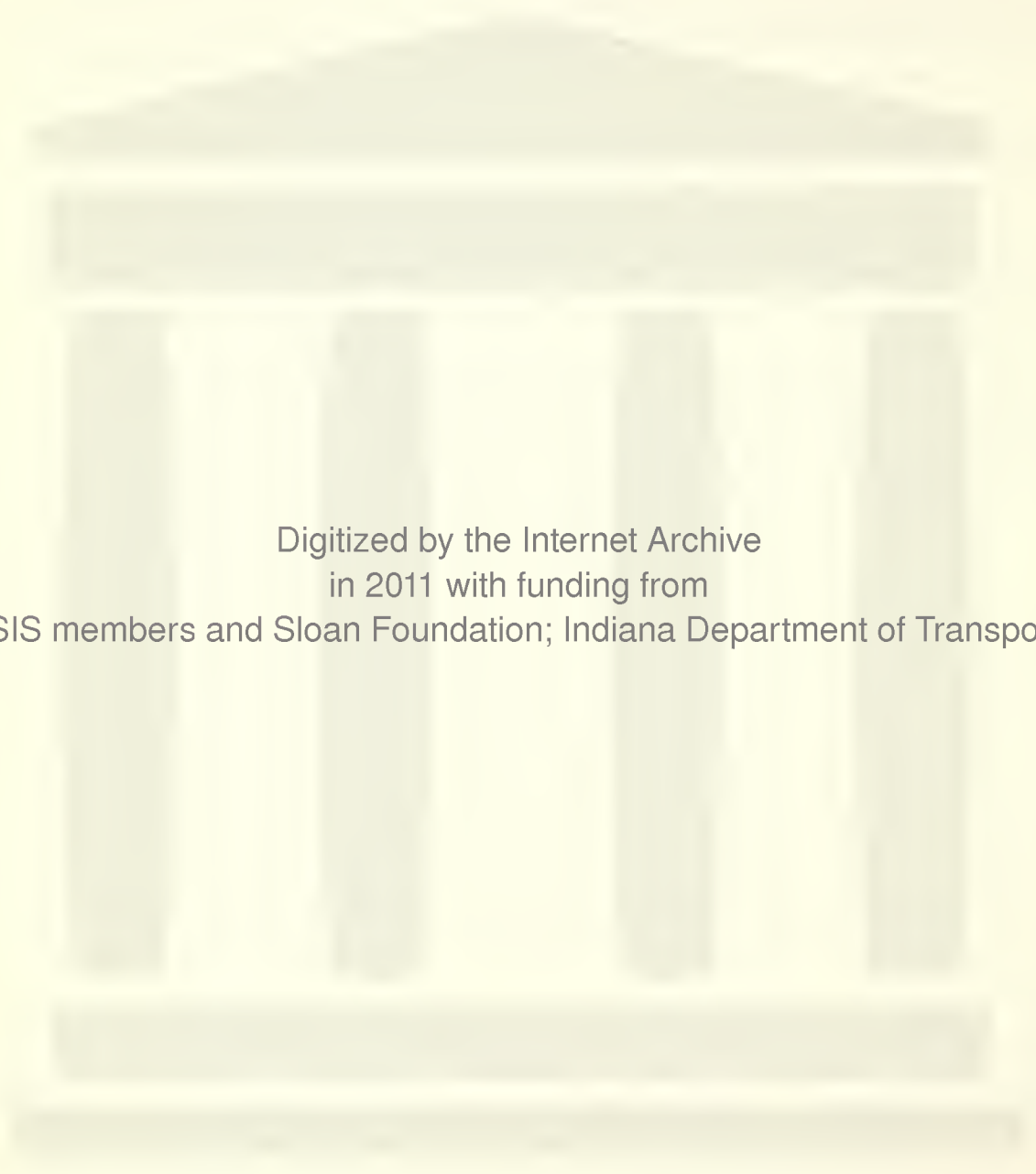
P. L. Carpenter







1. Report No. JHRP-75-14		2. Government Accession No.		3. Recipient's Catalog No.	
4. Title and Subtitle An Evaluation of Several Mulch Materials on Landscape Plant Growth, Weed Control, Soil Temperature and Soil Moisture				5. Report Date July 30, 1975	
				6. Performing Organization Code C-36-48G	
7. Author(s) P. L. Carpenter				8. Performing Organization Report No. JHRP-75-14	
9. Performing Organization Name and Address Joint Highway Research Project Civil Engineering Building Purdue University W. Lafayette, Indiana 47907				10. Work Unit No.	
				11. Contract or Grant No. HPR-1(13) Part II	
12. Sponsoring Agency Name and Address* Indiana State Highway Commission State Office Building 100 North Senate Avenue Indianapolis, Indiana 46204				13. Type of Report and Period Covered Interim Report (Mulches)	
				14. Sponsoring Agency Code CA 387	
15. Supplementary Notes Conducted in cooperation with the U.S. Department of Transportation, Federal Highway Administration. Research Study titled "Development of Techniques for Plant Establishment on the Roadside".					
16. Abstract <p>The effectiveness of various materials as mulches for landscape sites was evaluated. Factors considered were weed control, effect on growth of landscape plants, and soil environment modification. The latter included measurements of soil temperatures and soil moistures. Mulches investigated were Douglas fir bark chips (2" dia), shredded hard wood bark, shredded scrap from rubber tires, and stone approximately 1.5" in diameter. Best weed control over a 2 year period was obtained with the Douglas fir bark chips with 2" mulch of shredded rubber tires being nearly as good. The best plant growth was obtained when the plants were mulched. Cotoneaster grew better when mulched with Douglas fir bark than any other mulch treatment except 2" of shredded rubber tires. This is probably due to a reduction in weed competition. The effect on growth of junipers was less pronounced.</p> <p>Soil temperature and loss of soil moisture was reduced by all mulches tested. Stone by itself, however, was not as good as the others. The addition of plastic under stone was effective in increasing retention of soil moisture and compared favorably to the Douglas fir bark and shredded rubber tire mulches.</p>					
17. Key Words Weed Control, Roadside Mulches, Roadside Plantings, Landscape Plantings, Mulches			18. Distribution Statement No restrictions. This document is available to the public through the National Technical Information Service, Springfield, Virginia 22161		
19. Security Classif. (of this report) Unclassified		20. Security Classif. (of this page) Unclassified		21. No. of Pages 20	22. Price



Digitized by the Internet Archive  
in 2011 with funding from  
LYRASIS members and Sloan Foundation; Indiana Department of Transportation

Interim Report

AN EVALUATION OF SEVERAL MULCH MATERIALS ON LANDSCAPE PLANT  
GROWTH, WEED CONTROL, SOIL TEMPERATURE AND SOIL MOISTURE

by

P. L. Carpenter  
Associate Professor of Horticulture  
Department of Horticulture  
School of Agriculture

Joint Highway Research Project

Project No.: C-36-48G

File No.: 9-5-7

Prepared as Part of an Investigation

Conducted by

Joint Highway Research Project  
Engineering Experiment Station  
Purdue University

in cooperation with the

Indiana State Highway Commission

and the

U.S. Department of Transportation  
Federal Highway Administration

The contents of this report reflect the views of the author who is responsible for the facts and the accuracy of the data presented herein. The contents do not necessarily reflect the official views or policies of the Federal Highway Administration. This report does not constitute a standard, specification, or regulation.

Purdue University  
West Lafayette, Indiana  
July 30, 1975



## HIGHLIGHT SUMMARY

The effectiveness of various materials as mulches for landscape sites was evaluated. Factors considered were weed control, effect on growth of landscape plants, and soil environment modification. The latter included measurements of soil temperatures and soil moistures. Mulches investigated were Douglas fir bark chips (2" dia), shredded hard wood bark, shredded scrap from rubber tires, and stone approximately 1.5" in diameter. Best weed control over a 2 year period was obtained with the Douglas fir bark chips with 2" mulch of shredded rubber tires being nearly as good. The best plant growth was obtained when the plants were mulched. Cotoneaster grew better when mulched with Douglas fir bark than any other mulch treatment except 2" of shredded rubber tires. This is probably due to a reduction in weed competition. The effect on growth of junipers was less pronounced.

Soil temperature and loss of soil moisture was reduced by all mulches tested. Stone by itself, however, was not as good as the others. The addition of plastic under stone was effective in increasing retention of soil moisture and compared favorably to the Douglas fir bark and shredded rubber tire mulches.

An Evaluation of Several Mulch Materials on  
Landscape Plant Growth, Weed Control, Soil Temperature and  
Soil Moisture

by P. L. Carpenter

Introduction:

The effectiveness of various materials as mulches for landscape sites was evaluated. Factors considered were weed control, effect on growth of landscape plants, and soil environment modification. The latter includes measurements of soil temperatures and soil moisture. The effect of a mulch on soil temperature and moisture as well as weed control will, of course, have a marked effect on the growth of a landscape plant, but the effect of the mulch itself on plant growth should also be evaluated. This report will be divided into two sections, the first is on the effects of various mulches on the growth of landscape plants and on weed control, and the second section will cover the effects of mulches on the soil environment.

I

EFFECTS OF VARIOUS MULCHES ON THE GROWTH OF LANDSCAPE  
PLANTS AND CONTROL OF WEEDS IN THE LANDSCAPE BED

Materials and Methods:

Eight treatments were established on a silt loam soil that had a history of minimum cultivation and a wide range of annual weeds. The treatments used for the evaluation were:



1. Check - no mulch or herbicide applied
2. Casoron at 4 #/A (herbicide)
3. 1" shredded hard wood bark
4. 2" shredded hard wood bark
5. 2" shredded hard wood bark + Casoron 4 #/A
6. 1" shredded rubber tire
7. 2" shredded rubber tire
8. 2" Douglas fir bark chips

All treatment plots were 6' x 6' and each treatment was replicated 4 times. The herbicide was incorporated in the bark mulch at the rate of 6 oz of 4G Casoron per cubic yard. The treatments were applied during mid-June 1973 except the Douglas fir bark which was applied 3 weeks later.

All mulches and herbicides were applied after the landscape plants were planted in the plots. The test plants used were:

Cotoneaster divaricata - Spreading cotoneaster

Juniperus chinensis 'pfitzeriana' - Pfitzer juniper

Three plants of each species were planted in each plot on 1 1/2' centers. Test plants were purchased from a commercial nursery as one gallon container grown plants. The soil type at the site was a loamy fine sand with a pH of 6.7 and organic matter content of 1.52%.

Data taken consisted of number of weeds per plot in 1973 and weight of weeds in the plots in 1974. Weeds were removed from the plots after data were taken in 1973. During 1973 the weeds were removed only once during the season to more closely relate to a highway roadside situation and a second application of the herbicide was not made. Weeds were neither removed

from the plots during 1974 nor was the herbicide applied at the beginning of the season.

Plant growth was recorded as fresh weight of the plant top (all above ground parts) and these data were collected at the end of the experiment (26 September 1974).

#### Results and Discussion:

Long lasting (2 growing seasons) weed control was achieved with 3 of the treatments. Best control was obtained using Douglas Fir bark a minimum of 2 inches deep. The control, however, was not significantly better than that achieved with shredded rubber 1" deep or 2" deep, 2" of bark mulch, or 2" of bark mulch plus Casoron during the first year. Second year control was good only in the two rubber treatments and the Douglas fir bark treatment (See Table 1). Weed control probably will not decline for several years when a shredded tire mulch is used 2 or more inches deep. The Douglas fir bark will decompose with time and weed control should be lost when this occurs.

Landscape plant growth was measured after two growing seasons. The growth of the junipers was significantly better than the check only with the Douglas fir mulch treatment. There was, however, no significant difference between any of the mulch treatments except that the Douglas fir bark treatment was better than the shredded 1" deep hardwood bark. Results obtained with the cotoneaster are somewhat more complex. Growth was better than the check though, when 2" of any mulch material was used. Growth in plots utilizing Douglas fir bark was significantly better than

that achieved with shredded hardwood bark, but it was not significantly better than that of the plants mulched with 2" of shredded rubber tires. (See Table 2).

There is no evidence that mulching with shredded rubber tires will reduce the growth of the landscape plants tested. The only injury noted occurred a few days after planting of the junipers. The plants were in a very active growth stage and the ends of the new shoots were "burned" when in contact with the rubber mulch, this was probably due to the high temperatures that occur on the surface of the rubber mulch on bright days. This injury neither persisted nor effected total growth of the plant. The better growth of the mulched plants was due, at least in part, to the reduction of weed competition. (Compare data in Tables 1 and 2).

Conclusions and Recommendations:

1. Mulches should be used a minimum of 2" deep for achieving best weed control.
2. Good weed control with the rubber mulch will be a minimum of two seasons and there is no reason to assume that it will not be semi permanent (several years).
3. Growth of landscape plants does not appear to be reduced with any mulch even on a sandy loam soil.
4. It is recommended that a large scale experiment be initiated at a newly landscaped highway site preferably utilizing shredded rubber tires as a mulch.

Table 1.  
Weed control achieved using  
different mulch materials

Treatments	# Weeds/sq. ft. <sup>1</sup>	Fr. wt grams of weeds/sq.ft. <sup>2</sup>
Check	163.9	458.7
Casoron 4#/A	37.3	375.7
Bark Mulch 1"	54.4	325.8
Bark Mulch 2"	6.7	285.0
Rubber Mulch 1"	23.3	80.3
Rubber Mulch 2"	1.3	66.2
Bark 2" + Casoron 4#/A	0.2	211.4
Douglas Fir Bark 2"	0.1	13.8
LSD .05	33.0	175.6

<sup>1</sup>Data taken July 16, 1973.

<sup>2</sup>Data taken Sept. 26, 1974.

Table 2.

Growth of Juniperus chinensis 'pfitzeriana' and Cotoneaster divaricata when grown under different mulches.

Treatments	Fr. wt./plant grams	
	Juniper	Cotoneaster
Check	1832.75	211.25
Casoron 4#/A	1545.00	228.00
Bark Mulch 1"	1904.00	510.75
Bark Mulch 2"	2380.25	556.50
Rubber Mulch 1"	2263.50	454.25
Rubber Mulch 2"	2266.00	790.00
Bark 2" + Casoron 4#/A	2370.00	537.75
Douglas Fir Bark 2"	2514.00	957.25
LSD .05	516.90	343.80

II

THE EFFECTS OF VARIOUS MULCHES ON  
SOIL TEMPERATURE AND SOIL WATER

Materials and Methods:

Five treatments consisting of 4 mulch materials and a bare soil check were established on a Warsaw silt loam soil located on the Purdue University campus. The mulches used were:

1. Check - bare soil
2. Shredded rubber tires - 3" deep
3. Rock - 1"-1 1/2" dia. - 3" deep
4. Rock - 1"-1 1/2" dia. - 3" deep over 4 mil black plastic
5. Douglas fir bark - 3" deep

Each plot size was 6' x 6' and each treatment was duplicated.

To determine soil moisture levels a 2" diameter aluminum irrigation pipe was installed in the center of each of the plots. A neutron probe was lowered in this pipe to determine soil moisture at depths of 0", 6", 12" and 18". Data obtained with the probe were converted to percent moisture by volume of soil. Readings were made once per week during the months of July, August, September, October, November 1973, and May and June 1974. Two readings were taken at each plot and an average was recorded for the day. All readings were taken in the afternoon.

Temperature sensing (thermistors) devices were installed on the soil surface and 6" deep in the soil in each plot. The mulch treatments were applied after the installation of these devices. Readings



were taken twice daily (8:30 am and 3:00 pm) from 29 May to 4 December 1973.

Results and Discussion:

Moisture determinations show that the moisture levels at the soil surface varied some from week to week with the moisture content being somewhat higher under the mulches (Table 3). At a soil depth of 6" the moisture level was highest with the stone over plastic treatment. There was, however, very little difference between that treatment and the shredded tire or Douglas fir bark treatments. These 3 treatments had noticeably higher soil moisture levels than either bare soil or soil covered with stone. At the 12" depth soil moisture was higher with the same 3 mulch treatments than bare soil and the moisture level under just stone was even lower than the bare soil treatment. The data obtained at 18" level show much the same results. With the exception of the plain stone mulch, there does not appear to be any difference between the mulches evaluated in terms of their effect on soil moisture. Perhaps the stone alone prevented some soil penetration of rainfall by absorbing some moisture that later evaporated. Also, the stone would not be as effective a barrier as other mulches to capillary movement of moisture to the surface and hence evaporation.

The temperature data collected indicate that the use of mulches modifies the soil temperature both at soil surface (under the mulch) and 6" below the soil surface. There are less drastic fluctuations in temperature on a daily basis when a mulch is used. It should also, be noted that soil temperatures remained above freezing by 2-4 °C when a

mulch was used. There appears to be very little difference in mulches as far as their effect on soil temperature is concerned (Figures 1-8), although the lighter colored stone mulches appear to be slightly less effective at retaining soil heat at the low air temperatures. The soil under the darker colored mulches was found to be 1-2°C warmer.

Table 4 shows minimum soil temperatures at various soil depths. In certain winters, soil temperatures at an 8" depth dropped to lows that would be injurious to roots of some ornamental species. (Note the temperatures at 8" in Jan. 1966, '69, '71, and '72). In 4 out of 10 years, temperatures were low enough to injure sensitive, shallow rooted species. It should also be noted that under a turf cover, soil temperatures never reached an injurious level. Mulches likewise will help prevent extreme low soil temperatures at shallow depths (4" - 6"). Dark mulches will be heat absorbant and hence should help maintain a higher soil temperature. Warmer soil temperatures in the winter will reduce the chances of low temperature injury to sensitive species.

#### Conclusions:

1. Mulches do provide a modification in soil temperature fluctuations.
2. Mulches will help reduce the chance of low temperature injuries to plant roots.
3. Mulches will reduce loss of moisture by soil and this moisture can be utilized by plants on a highway landscape site.
4. Stone alone may not be an effective mulch material.

Table 3  
Soil moisture at four soil depths  
under different mulches

Treatment	Soil Depth	% Moisture			
		7/25	8/29	9/25	5/8
Bare Soil	0"	26.2	28.2	32.6	29.8
	6"	35.9	35.0	35.4	35.2
	12"	38.0	37.0	37.6	36.9
	18"	36.4	36.5	35.7	36.3
Rubber	0"	32.6	34.3	36.0	34.6
	6"	41.1	40.8	41.2	40.7
	12"	41.0	40.4	39.4	39.3
	18"	39.8	39.2	36.8	37.8
Bark	0"	36.2	35.1	37.2	36.2
	6"	43.0	41.6	41.0	40.4
	12"	40.4	39.2	38.0	38.8
	18"	41.1	39.7	40.4	39.5
Rock + Plastic	0"	33.8	38.4	36.3	38.3
	6"	43.8	43.2	43.0	42.5
	12"	41.4	39.8	39.8	39.4
	18"	40.1	38.8	38.6	39.0
Rock	0"	34.2	33.0	31.6	35.1
	6"	37.5	36.6	36.5	36.7
	12"	35.1	33.8	33.8	30.8
	18"	28.6	28.3	28.4	31.2

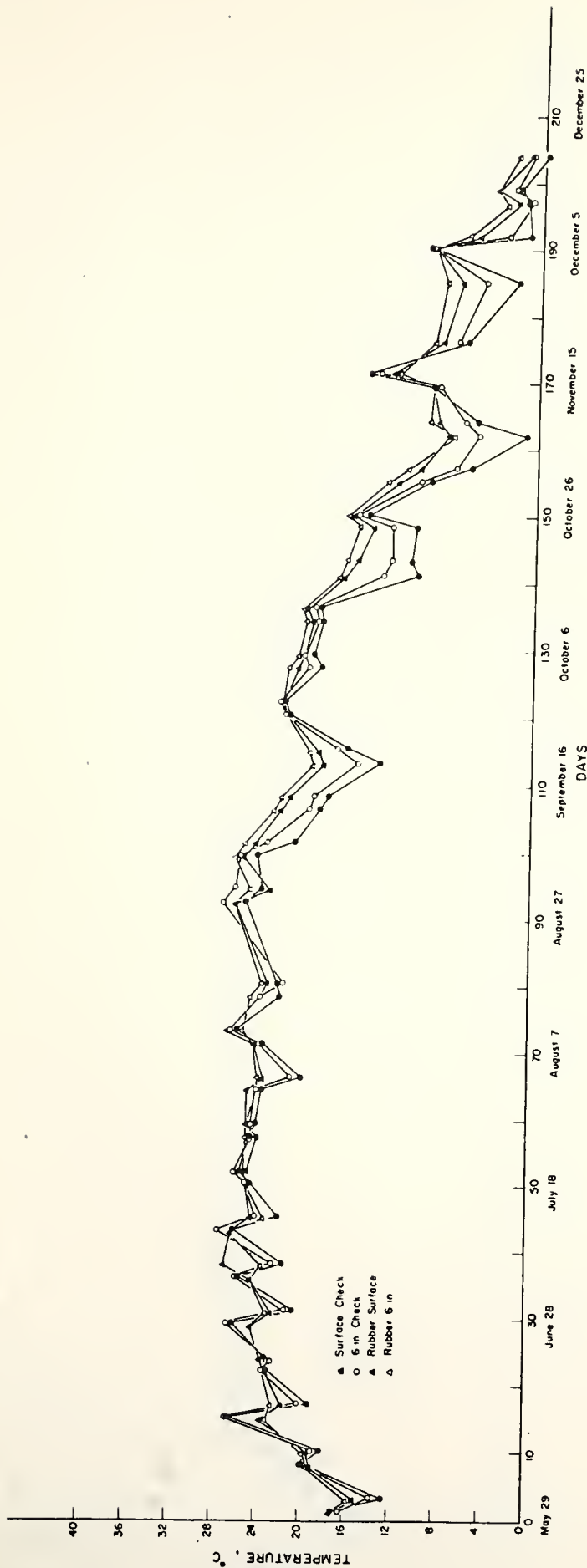


Figure 1. Comparison of temperatures of bare soil vs. soil under 3" rubber mulch. Temperature measurement at 8:30 a.m.

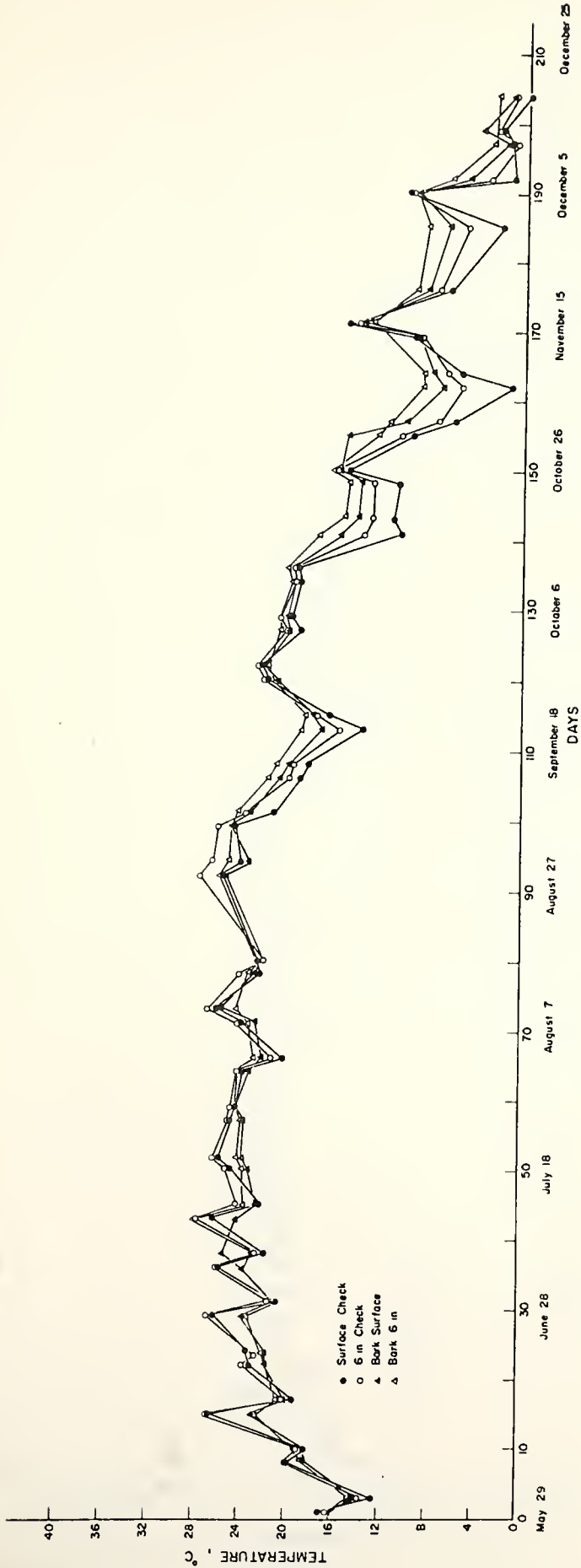


Figure 2. Comparison of temperatures of bare soil vs. soil under 3" Douglas Fir bark mulch. Temperature measurement at 8:30 a.m.

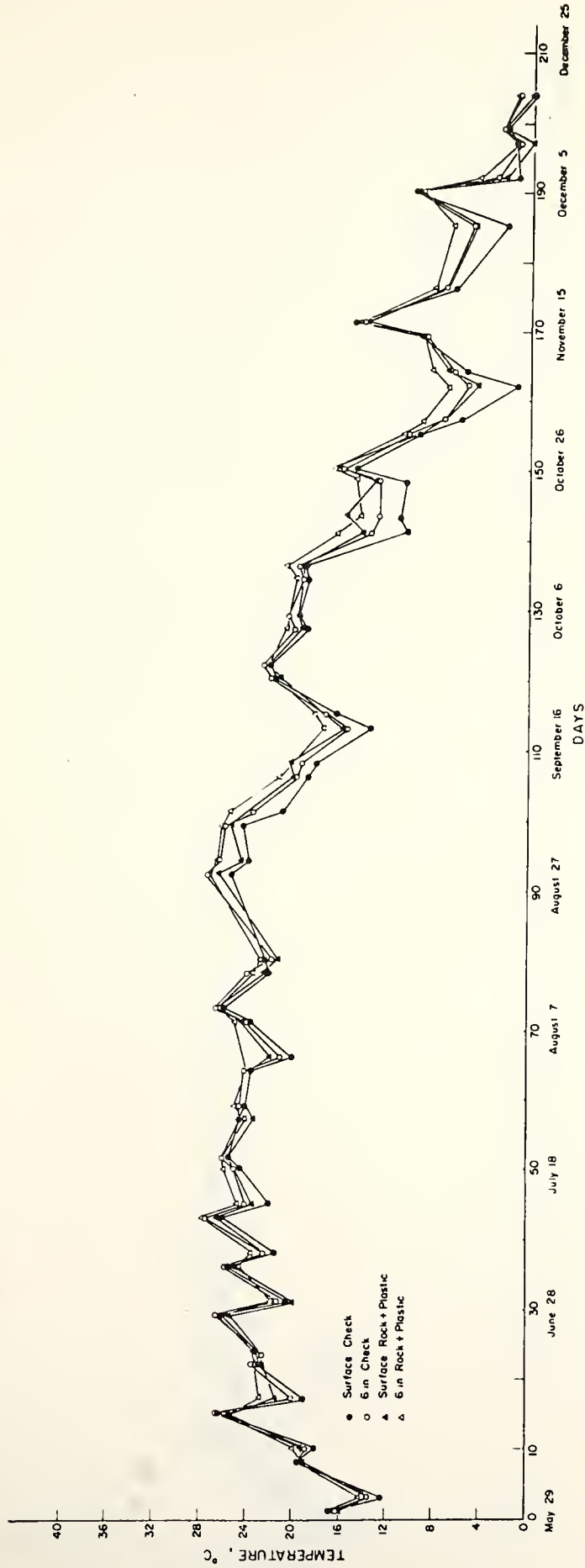


Figure 3. Comparison of temperatures of bare soil vs. soil under 3" rock mulch over plastic. Temperature measurement at 8:30 a.m.



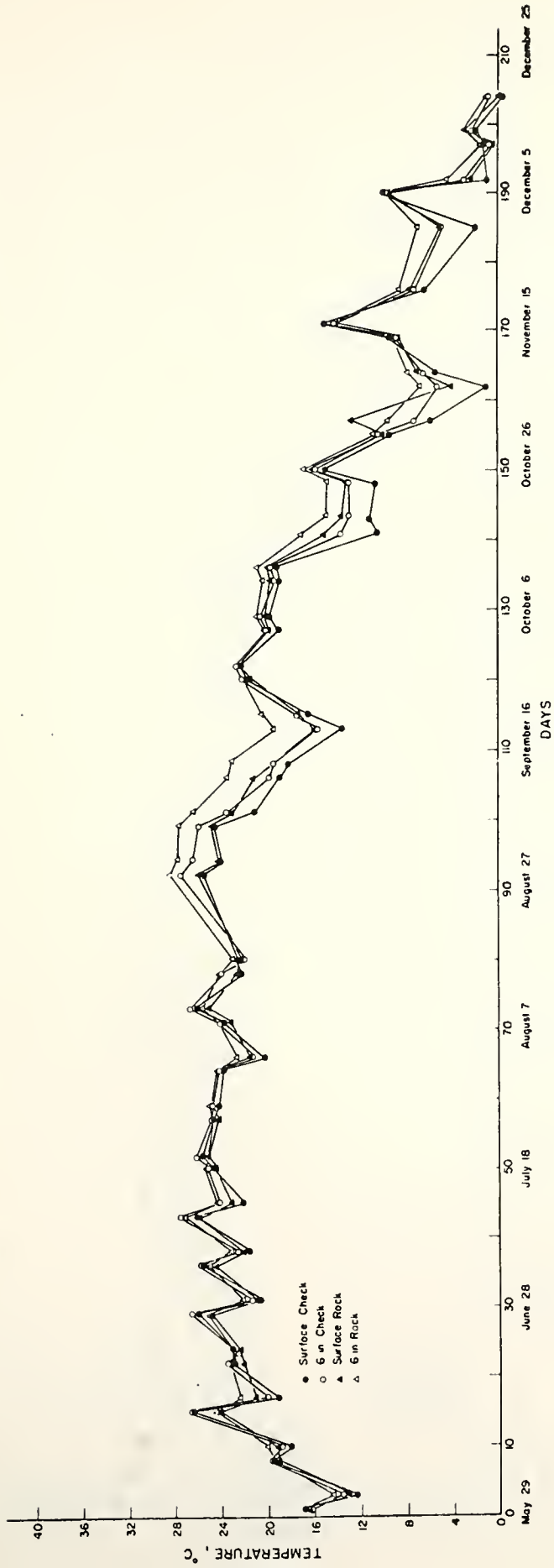


Figure 4. Comparison of temperatures of bare soil vs. soil under 3" rock mulch. Temperature measurement at 8:30 a.m.

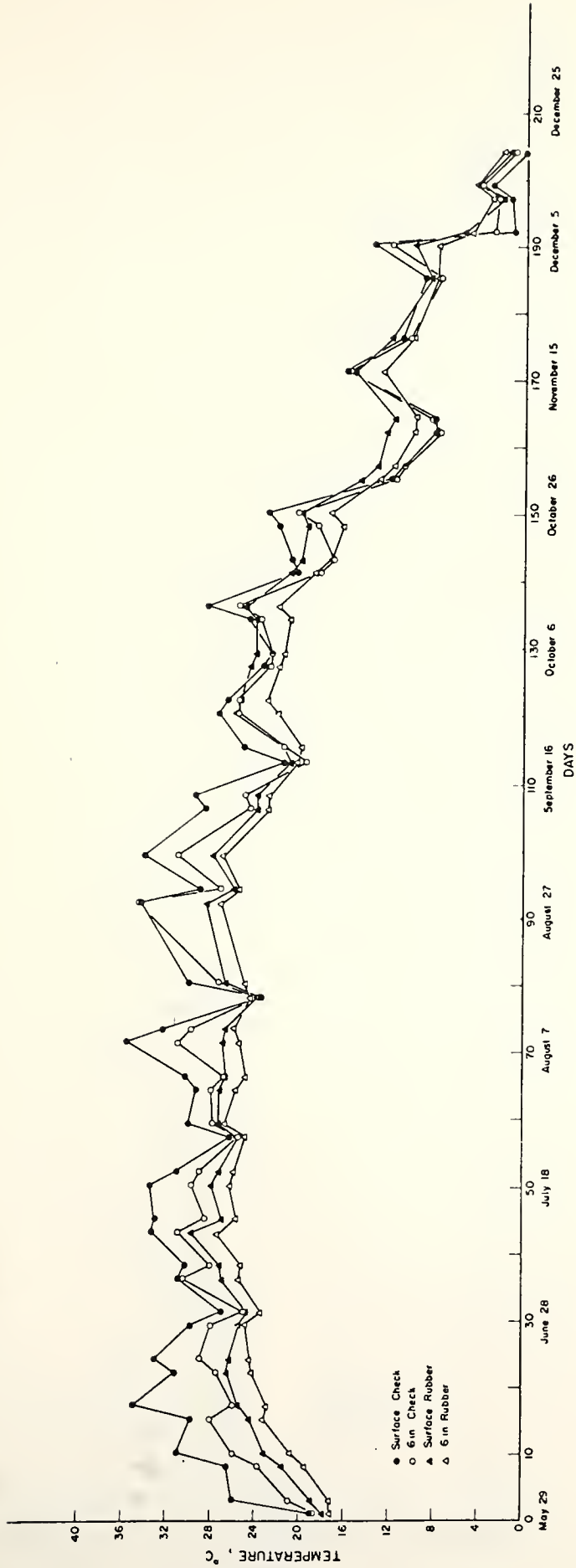


Figure 5. Comparison of temperatures of bare soil vs. soil under 3" rubber mulch. Temperature measurement at 3:30 p.m.

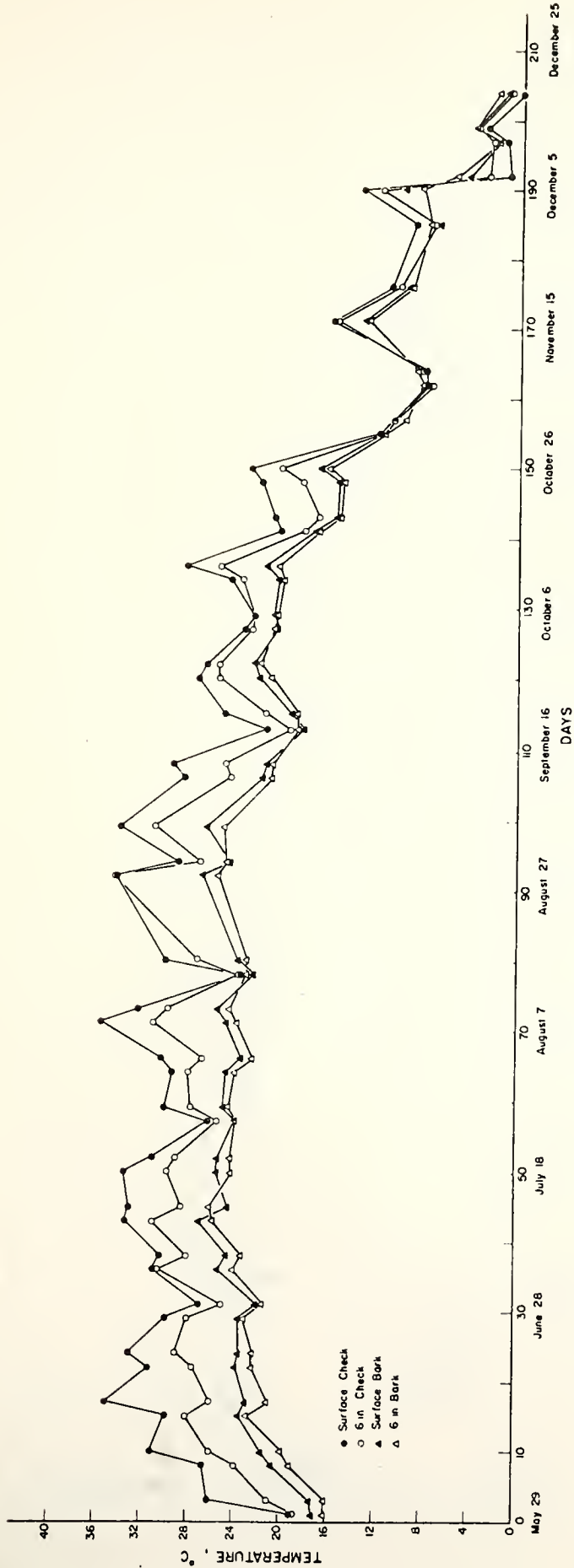


Figure 6. Comparison of temperatures of bare soil vs. soil under 3" Douglas Fir bark mulch. Temperature measurement at 3:30 a.m.

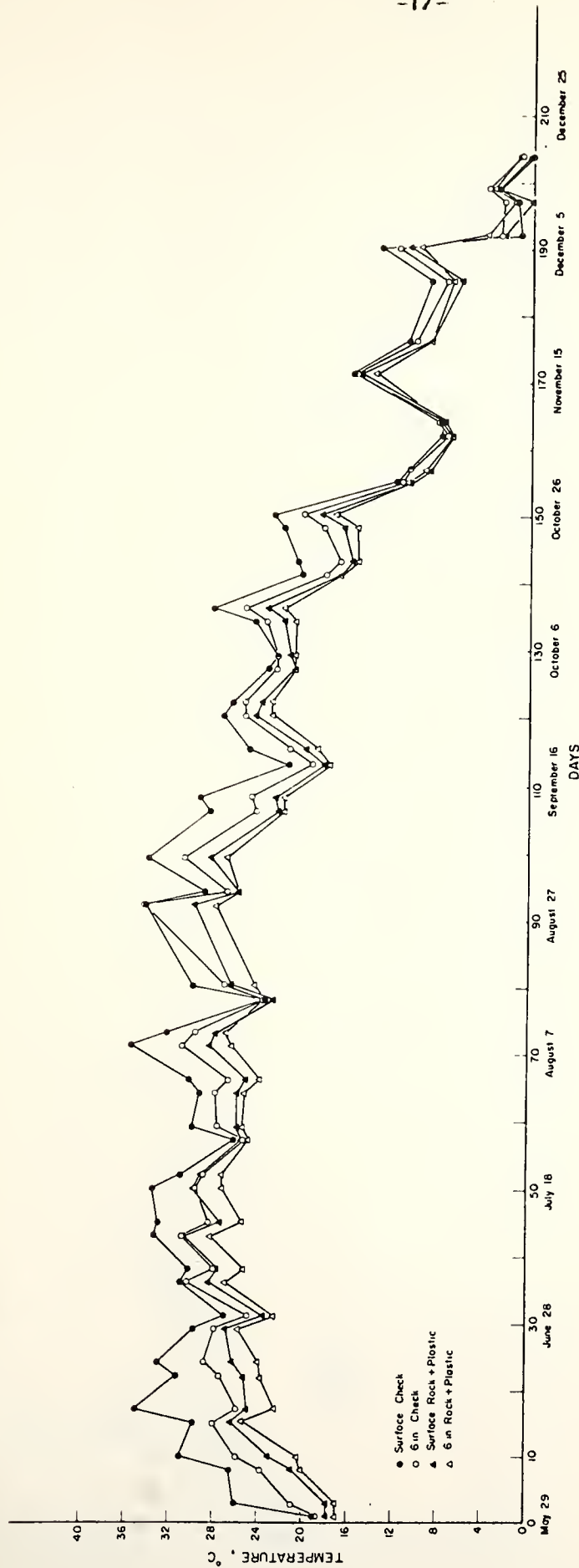


Figure 7. Comparison of temperature of bare soil vs. soil under 3" rock mulch over plastic. Temperature measurement at 3:30 a.m.

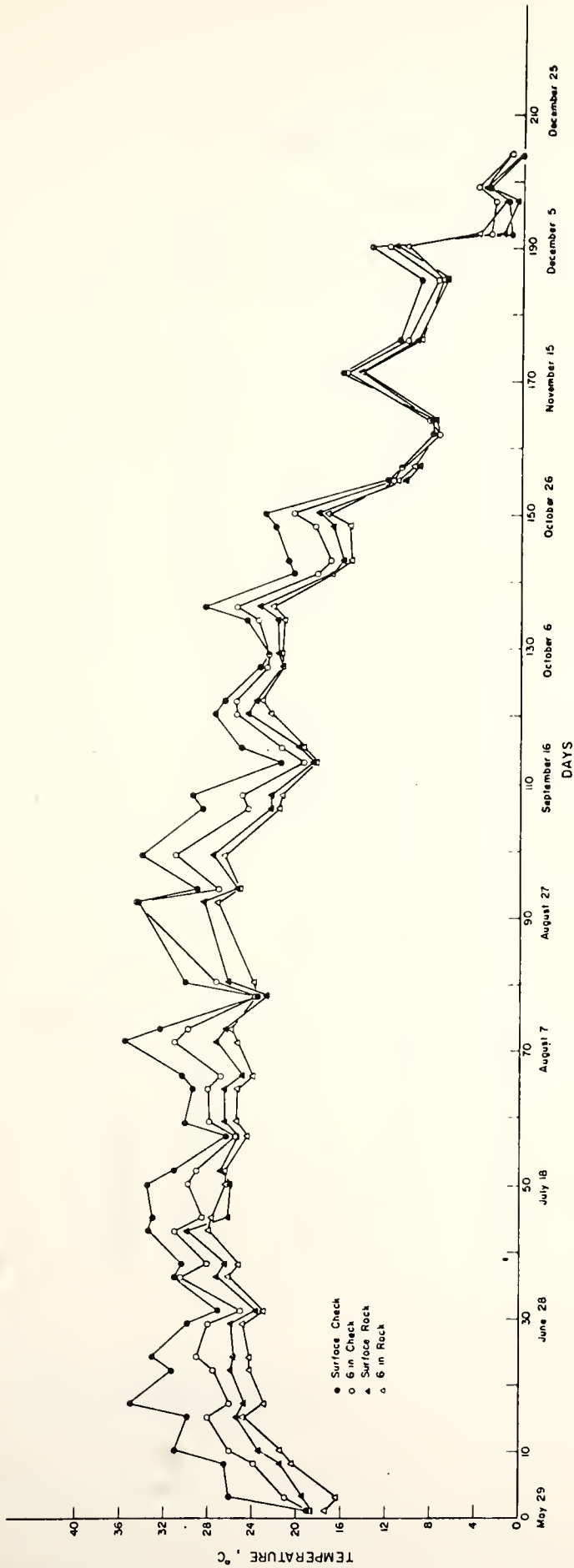


Figure 8. Comparison of temperatures of bare soil vs. soil under 3" rock mulch. Temperature measurement at 3:30 a.m.

Table 4.  
 Lowest minimum temperatures  
 Agronomy Farm  
 West Lafayette, Indiana

		Bare soil					Grass covered
		2"	4"	8"	20"	40"	4"
Jan.	74	32	32	34	36	44	33
	73	13	17	27	34	41	32
	72	8	15	20	37	43	34
	71	10	14	22	34	41	30
	70	29	29	32	38	41	34
	69	11	14	21	35	41	32
	68	29	34	33	38	42	38
	67	13	19	23	34	41	33
	66	7	11	16	32	41	26
	65	16	20	25	36	41	32
Feb.	74	23	24	33	35	42	33
	73	18	22	31	34	41	33
	72	22	25	29	37	41	33
	71	6	10	16	23	38	29
	70	19	22	30	37	41	33
	69	25	27	31	36	40	32
	68	15	23	26	35	40	34
	67	15	24	28	37	41	37
	66	12	16	18	31	39	26
	65	21	20	25	33	39	30
March	74	33	34	34	35	42	35
	73	32	31	32	34	41	33
	72	27	31	32	37	41	34
	71	29	32	32	35	38	32
	70	30	31	32	37	41	33
	69	31	32	32	36	40	34
	68	22	28	29	34	39	35
	67	30	33	30	36	39	37
	66	33	33	33	35	39	32
	65	26	31	33	35	40	32

\* All temperatures in °F.



Lowest min. temp. Agronomy Farm (Cont'd).

---

			Bare soil				Grass covered
	2"	4"	8"	20"	40"	4"	
Dec.	74						
	73	32	32	33	37	46	32
	72	18	22	27	34	43	31
	71	29	32	35	41	48	37
	70	21	25	31	40	46	34
	69	27	28	32	40	45	35
	68	23	25	31	38	45	33
	67	32	35	35	41	46	38
	66	25	28	29	39	46	38
	65	32	35	35	40	47	36



COVER DESIGN BY ALDO GIORGINI