

## *Physics*

### *Physics Research Publications*

---

*Purdue University*

*Year 2007*

---

## Precision determination of the D-0 mass

C. Cawlfeld, B. I. Eisenstein, I. Karliner, D. Kim, N. Lowrey, P. Naik, M. Selen, E. J. White, J. Wiss, R. E. Mitchell, M. R. Shepherd, D. Besson, T. K. Pedlar, D. Cronin-Hennessy, K. Y. Gao, J. Hietala, Y. Kubota, T. Klein, B. W. Lang, R. Poling, A. W. Scott, A. Smith, P. Zweber, S. Dobbs, Z. Metreveli, K. K. Seth, A. Tomaradze, J. Ernst, K. M. Ecklund, H. Severini, W. Love, V. Savinov, O. Aquines, Z. Li, A. Lopez, S. Mehrabyan, H. Mendez, J. Ramirez, G. S. Huang, D. H. Miller, V. Pavlunin, B. Sanghi, I. P. J. Shipsey, B. Xin, G. S. Adams, M. Anderson, J. P. Cummings, I. Danko, D. Hu, B. Moziak, J. Napolitano, Q. He, J. Insler, H. Muramatsu, C. S. Park, E. H. Thorndike, F. Yang, T. E. Coan, Y. S. Gao, M. Artuso, S. Blusk, J. Butt, J. Li, N. Menea, R. Mountain, S. Nisar, K. Randrianarivony, R. Sia, T. Skwarnicki, S. Stone, J. C. Wang, K. Zhang, G. Bonvicini, D. Cinabro, M. Dubrovin, A. Lincoln, D. M. Asner, K. W. Edwards, R. A. Briere, T. Ferguson, G. Tatishvili, H. Vogel, M. E. Watkins, J. L. Rosner, N. E. Adam, J. P. Alexander, D. G. Cassel, J. E. Duboscq, R. Ehrlich, L. Fields, R. S. Galik, L. Gibbons, R. Gray, S. W. Gray, D. L. Hartill, B. K. Heltsley, D. Hertz, C. D. Jones, J. Kandaswamy, D. L. Kreinick, V. E. Kuznetsov, H. Mahlke-Kruger, P. U. E. Onyisi, J. R. Patterson, D. Peterson, J. Pivarski, D. Riley, A. Ryd, A. J. Sadoff, H. Schwarthoff, X. Shi, S. Stroiney, W. M. Sun, T. Wilksen, S. B. Athar, R. Patel, V. Potlia, J. Yelton, and P. Rubin

This paper is posted at Purdue e-Pubs.

[http://docs.lib.purdue.edu/physics\\_articles/866](http://docs.lib.purdue.edu/physics_articles/866)

Precision Determination of the  $D^0$  Mass

C. Cawfield,<sup>1</sup> B. I. Eisenstein,<sup>1</sup> I. Karliner,<sup>1</sup> D. Kim,<sup>1</sup> N. Lowrey,<sup>1</sup> P. Naik,<sup>1</sup> M. Selen,<sup>1</sup> E. J. White,<sup>1</sup> J. Wiss,<sup>1</sup> R. E. Mitchell,<sup>2</sup> M. R. Shepherd,<sup>2</sup> D. Besson,<sup>3</sup> T. K. Pedlar,<sup>4</sup> D. Cronin-Hennessy,<sup>5</sup> K. Y. Gao,<sup>5</sup> J. Hietala,<sup>5</sup> Y. Kubota,<sup>5</sup> T. Klein,<sup>5</sup> B. W. Lang,<sup>5</sup> R. Poling,<sup>5</sup> A. W. Scott,<sup>5</sup> A. Smith,<sup>5</sup> P. Zwebber,<sup>5</sup> S. Dobbs,<sup>6</sup> Z. Metreveli,<sup>6</sup> K. K. Seth,<sup>6</sup> A. Tomaradze,<sup>6</sup> J. Ernst,<sup>7</sup> K. M. Ecklund,<sup>8</sup> H. Severini,<sup>9</sup> W. Love,<sup>10</sup> V. Savinov,<sup>10</sup> O. Aquines,<sup>11</sup> Z. Li,<sup>11</sup> A. Lopez,<sup>11</sup> S. Mehrabyan,<sup>11</sup> H. Mendez,<sup>11</sup> J. Ramirez,<sup>11</sup> G. S. Huang,<sup>12</sup> D. H. Miller,<sup>12</sup> V. Pavlunin,<sup>12</sup> B. Sanghi,<sup>12</sup> I. P. J. Shipsey,<sup>12</sup> B. Xin,<sup>12</sup> G. S. Adams,<sup>13</sup> M. Anderson,<sup>13</sup> J. P. Cummings,<sup>13</sup> I. Danko,<sup>13</sup> D. Hu,<sup>13</sup> B. Moziak,<sup>13</sup> J. Napolitano,<sup>13</sup> Q. He,<sup>14</sup> J. Insler,<sup>14</sup> H. Muramatsu,<sup>14</sup> C. S. Park,<sup>14</sup> E. H. Thorndike,<sup>14</sup> F. Yang,<sup>14</sup> T. E. Coan,<sup>15</sup> Y. S. Gao,<sup>15</sup> M. Artuso,<sup>16</sup> S. Blusk,<sup>16</sup> J. Butt,<sup>16</sup> J. Li,<sup>16</sup> N. Menea,<sup>16</sup> R. Mountain,<sup>16</sup> S. Nisar,<sup>16</sup> K. Randrianarivony,<sup>16</sup> R. Sia,<sup>16</sup> T. Skwarnicki,<sup>16</sup> S. Stone,<sup>16</sup> J. C. Wang,<sup>16</sup> K. Zhang,<sup>16</sup> G. Bonvicini,<sup>17</sup> D. Cinabro,<sup>17</sup> M. Dubrovin,<sup>17</sup> A. Lincoln,<sup>17</sup> D. M. Asner,<sup>18</sup> K. W. Edwards,<sup>18</sup> R. A. Briere,<sup>19</sup> T. Ferguson,<sup>19</sup> G. Tatishvili,<sup>19</sup> H. Vogel,<sup>19</sup> M. E. Watkins,<sup>19</sup> J. L. Rosner,<sup>20</sup> N. E. Adam,<sup>21</sup> J. P. Alexander,<sup>21</sup> D. G. Cassel,<sup>21</sup> J. E. Duboscq,<sup>21</sup> R. Ehrlich,<sup>21</sup> L. Fields,<sup>21</sup> R. S. Galik,<sup>21</sup> L. Gibbons,<sup>21</sup> R. Gray,<sup>21</sup> S. W. Gray,<sup>21</sup> D. L. Hartill,<sup>21</sup> B. K. Heltsley,<sup>21</sup> D. Hertz,<sup>21</sup> C. D. Jones,<sup>21</sup> J. Kandaswamy,<sup>21</sup> D. L. Kreinick,<sup>21</sup> V. E. Kuznetsov,<sup>21</sup> H. Mahlke-Krüger,<sup>21</sup> P. U. E. Onyisi,<sup>21</sup> J. R. Patterson,<sup>21</sup> D. Peterson,<sup>21</sup> J. Pivarski,<sup>21</sup> D. Riley,<sup>21</sup> A. Ryd,<sup>21</sup> A. J. Sadoff,<sup>21</sup> H. Schwarthoff,<sup>21</sup> X. Shi,<sup>21</sup> S. Stroiney,<sup>21</sup> W. M. Sun,<sup>21</sup> T. Wilksen,<sup>21</sup> S. B. Athar,<sup>22</sup> R. Patel,<sup>22</sup> V. Potlia,<sup>22</sup> J. Yelton,<sup>22</sup> and P. Rubin<sup>23</sup>

(CLEO Collaboration)

<sup>1</sup>University of Illinois, Urbana-Champaign, Illinois 61801, USA<sup>2</sup>Indiana University, Bloomington, Indiana 47405, USA<sup>3</sup>University of Kansas, Lawrence, Kansas 66045, USA<sup>4</sup>Luther College, Decorah, Iowa 52101, USA<sup>5</sup>University of Minnesota, Minneapolis, Minnesota 55455, USA<sup>6</sup>Northwestern University, Evanston, Illinois 60208, USA<sup>7</sup>State University of New York at Albany, Albany, New York 12222, USA<sup>8</sup>State University of New York at Buffalo, Buffalo, New York 14260, USA<sup>9</sup>University of Oklahoma, Norman, Oklahoma 73019, USA<sup>10</sup>University of Pittsburgh, Pittsburgh, Pennsylvania 15260, USA<sup>11</sup>University of Puerto Rico, Mayaguez, Puerto Rico 00681<sup>12</sup>Purdue University, West Lafayette, Indiana 47907, USA<sup>13</sup>Rensselaer Polytechnic Institute, Troy, New York 12180, USA<sup>14</sup>University of Rochester, Rochester, New York 14627, USA<sup>15</sup>Southern Methodist University, Dallas, Texas 75275, USA<sup>16</sup>Syracuse University, Syracuse, New York 13244, USA<sup>17</sup>Wayne State University, Detroit, Michigan 48202, USA<sup>18</sup>Carleton University, Ottawa, Ontario, Canada K1S 5B6<sup>19</sup>Carnegie Mellon University, Pittsburgh, Pennsylvania 15213, USA<sup>20</sup>Enrico Fermi Institute, University of Chicago, Chicago, Illinois 60637, USA<sup>21</sup>Cornell University, Ithaca, New York 14853, USA<sup>22</sup>University of Florida, Gainesville, Florida 32611, USA<sup>23</sup>George Mason University, Fairfax, Virginia 22030, USA

(Received 8 January 2007; published 28 February 2007)

A precision measurement of the  $D^0$  meson mass has been made using  $\sim 281 \text{ pb}^{-1}$  of  $e^+e^-$  annihilation data taken with the CLEO-c detector at the  $\psi(3770)$  resonance. The exclusive decay  $D^0 \rightarrow K_S \phi$  has been used to obtain  $M(D^0) = 1864.847 \pm 0.150(\text{stat}) \pm 0.095(\text{syst}) \text{ MeV}$ . This corresponds to  $M(D^0 \bar{D}^{*0}) = 3871.81 \pm 0.36 \text{ MeV}$ , and leads to a well-constrained determination of the binding energy of the proposed  $D^0 \bar{D}^{*0}$  molecule  $X(3872)$ , as  $E_b = 0.6 \pm 0.6 \text{ MeV}$ .

DOI: [10.1103/PhysRevLett.98.092002](https://doi.org/10.1103/PhysRevLett.98.092002)

PACS numbers: 14.40.Lb, 12.40.Yx, 13.25.Ft

The  $D^0(c\bar{u})$  and  $D^\pm(c\bar{d}, \bar{c}d)$  mesons form the ground states of the open charm system. The knowledge of their masses is important for its own sake, but a precision determination of the  $D^0$  mass has become more important

because of the recent discovery of a narrow state known as  $X(3872)$  [1–4]. Many different theoretical models have been proposed [5–8] to explain the nature of this state, whose present average of measured masses is  $M(X) =$

$3871.2 \pm 0.5$  MeV [9]. A provocative and challenging theoretical suggestion is that  $X(3872)$  is a loosely bound molecule of  $D^0$  and  $\bar{D}^{*0}$  mesons [8]. This suggestion arises mainly from the closeness of  $M[X(3872)]$  to  $M(D^0) + M(D^{*0}) = 2M(D^0) + \Delta[M(D^{*0}) - M(D^0)] = 2(1864.1 \pm 1.0) + (142.12 \pm 0.07)$  MeV  $= 3870.32 \pm 2.0$  MeV based on the PDG [9] average value of the measured  $D^0$  mass,  $M(D^0) = 1864.1 \pm 1.0$  MeV. This gives the binding energy of the proposed molecule,  $E_b[X(3872)] \equiv M(D^0) + M(D^{*0}) - M[X(3872)] = -0.9 \pm 2.1$  MeV. Although the negative value of the binding energy would indicate that  $X(3872)$  is not a bound state of  $D^0$  and  $\bar{D}^{*0}$ , its  $\pm 2.1$  MeV error does not preclude this possibility. It is necessary to measure the masses of both  $D^0$  and  $X(3872)$  with much improved precision to reach a firm conclusion. In this Letter we report on a precision measurement of the  $D^0$  mass, and provide a more constrained value of the binding energy of  $X(3872)$  as a molecule.

Several earlier measurements of the  $D^0$  mass exist [9]. The only previous measurements in which sub-MeV precision was claimed are the SLAC measurements of  $e^+e^- \rightarrow \psi(3770) \rightarrow D^0\bar{D}^0$  by the lead glass wall (LGW) [10] and the Mark II [11] collaborations, and the CERN measurement by the NA32 experiment with 230 GeV  $\pi^-$  incident on a copper target [12]. All three measurements determined the  $D^0$  mass using  $D^0 \rightarrow K^-\pi^+$  and  $D^0 \rightarrow K^-\pi^+\pi^-\pi^+$  (and charge conjugates) decays. In the SLAC measurements the beam constrained mass was determined as  $M^2(D^0) = E_{\text{beam}}^2 - p_D^2$ . The results were  $M(D^0) = 1863.3 \pm 0.9$  MeV (LGW [10]), and  $M(D^0) = 1863.8 \pm 0.5$  MeV (Mark II [11]). The NA32 experiment reported  $M(D^0) = 1864.6 \pm 0.3(\text{stat}) \pm 1.0(\text{syst})$  MeV from a simultaneous fit of the mass and lifetime of  $D^0$  in the two decays, with the main contribution to the systematic uncertainty arising from magnetic field calibration. The PDG [9] lists the resulting average  $D^0$  mass based on the measured  $D^0$  masses as  $M(D^0)_{\text{AVG}} = 1864.1 \pm 1.0$  MeV. They also list a fitted mass,  $M(D^0)_{\text{FIT}} = 1864.5 \pm 0.4$  MeV, based on the updated results of measurements of  $D^\pm$ ,  $D^0$ ,  $D_s^\pm$ ,  $D^{*\pm}$ ,  $D^{*0}$ , and  $D_s^{*\pm}$  masses and mass differences.

We analyze  $\sim 281$  pb $^{-1}$  of  $e^+e^-$  annihilation data taken at the  $\psi(3770)$  resonance at the Cornell Electron Storage Ring (CESR) with the CLEO-c detector to measure the  $D^0$  mass using the reaction

$$\begin{aligned} \psi(3770) &\rightarrow D^0\bar{D}^0, & D^0 &\rightarrow K_S\phi, \\ K_S &\rightarrow \pi^+\pi^-, & \phi &\rightarrow K^+K^-. \end{aligned} \quad (1)$$

Our choice of the  $D^0 \rightarrow K_S\phi$  decay mode is motivated by several considerations. Our determination of the  $D^0$  mass does not depend on the precision of the determination of the beam energy. Since  $M(\phi) + M(K_S) = 1517$  MeV is a substantial fraction of  $M(D^0)$ , the final state particles have small momenta and the uncertainty in their measurement makes a small contribution to the total uncertainty in

$M(D^0)$ . This consideration favors  $D^0 \rightarrow K_S\phi$  decay over the more prolific decays  $D^0 \rightarrow K\pi$  and  $D^0 \rightarrow K\pi\pi\pi$ , in which the decay particles have considerably larger momenta and therefore greater sensitivity to the measurement uncertainties. An additional advantage of the  $D^0 \rightarrow K_S\phi$  reaction is that in fitting for  $M(D^0)$  the mass of  $K_S$  can be constrained to its value which is known with precision [9].

The CLEO-c detector [13] consists of a CsI(Tl) electromagnetic calorimeter, an inner vertex drift chamber, a central drift chamber, and a ring imaging Cherenkov (RICH) detector inside a superconducting solenoid magnet providing a 1.0 T magnetic field. For the present measurements, the important components are the drift chambers, which provide a coverage of 93% of  $4\pi$  for the charged particles. The final state pions and kaons from the decays of  $K_S$  and  $\phi$  have momenta less than 600 MeV/ $c$ , and they are efficiently identified using measurements of track vertices and ionization loss ( $dE/dx$ ) in the drift chambers. The detector response was studied using a GEANT-based Monte Carlo simulation [14].

We select  $D^0$  candidates using the standard CLEO  $D$ -tagging criteria, which impose a very loose requirement on the beam energy constrained  $D^0$  mass, as described in Ref. [15]. We select well-measured tracks by requiring that they be fully contained in the barrel region ( $|\cos\theta| < 0.8$ ) of the detector, have transverse momenta  $>120$  MeV/ $c$ , and have specific ionization energy loss,  $dE/dx$ , in the drift chamber consistent with pion or kaon hypothesis within 3 standard deviations. For the pions from  $K_S$  decay, we make the additional requirement that they originate from a common vertex displaced from the interaction point by more than 10 mm. We require a  $K_S$  flight distance significance of more than 3 standard deviations. We accept  $K_S$  candidates with mass in the range  $497.7 \pm 12.0$  MeV. In addition, for the  $K_S$  candidates from the exclusive reaction  $D^0 \rightarrow K_S\phi$ , we perform a mass-constrained (1C) kinematic fit and accept in our final sample  $K_S$  with  $\chi^2 < 20$ . The  $\pi^+\pi^-$  invariant mass distribution is shown in the upper panel of Fig. 1 with a fit to a sum of two Gaussians. The fit results are:  $M(K_S) = 497.545 \pm 0.112$  MeV,  $\chi^2/\text{d.o.f.} = 0.6$ , and full width at half maximum, FWHM = 5.0 MeV. While the fit is very good, because of the limited statistics the resulting  $M(K_S)$  does not have the precision required for testing the calibration of the detector. As described later, we use the large statistics data for the inclusive  $K_S$  production,  $D \rightarrow K_S + X$ , for that purpose. The lower panel of Fig. 1 shows the  $K^+K^-$  invariant mass distribution. The data are fitted with a Breit-Wigner shape of width  $\Gamma(\phi) = 4.26$  MeV [9] convoluted with the Monte Carlo determined Gaussian with FWHM = 2.8 MeV, and a linear background. The fit results in  $M(\phi) = 1019.518 \pm 0.243$  MeV,  $\chi^2/\text{d.o.f.} = 1.1$ . We select events containing a  $\phi$  by requiring that  $M(K^+K^-)$  of the candidate kaons is within  $\pm 15$  MeV of the value  $M(\phi) = 1019.46$  MeV [9].

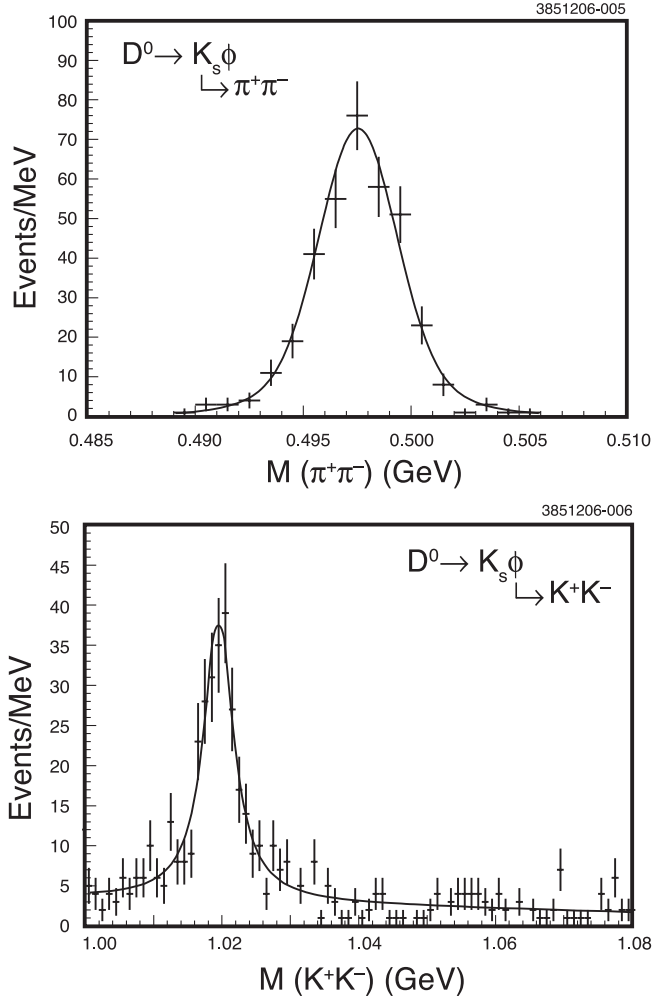


FIG. 1. Upper plot: Invariant mass of the  $(\pi^+\pi^-)$  system for  $K_S$  decay candidates. The curve shows the fit with the peak shape given by the sum of two Gaussians. Lower plot: Invariant mass of the  $(K^+K^-)$  system. The curve shows the fit with a Breit-Wigner shape convoluted with a Gaussian shape and a linear background.

Figure 2 shows the invariant mass spectrum of the  $D^0$  candidates constructed with  $K_S$  and  $\phi$  as identified above. A likelihood fit of the data in the region 1840–1890 MeV was done with a Gaussian peak and a constant background. An excellent fit is obtained with the number of fitted events  $N(D^0) = 319 \pm 18$ ,  $\sigma = 2.52 \pm 0.12$  MeV (FWHM = 5.9 MeV),  $\chi^2/\text{d.o.f.} = 0.7$ , and

$$M(D^0) = 1864.847 \pm 0.150(\text{stat}) \text{ MeV}. \quad (2)$$

The key to the precision measurement of the  $D^0$  mass is in determining the accuracy in the detector calibration which can be studied by constructing  $M(K_S)$  and  $M(\phi)$  from the measured momenta of the final state particles,  $\pi^\pm$  and  $K^\pm$ . We find that  $M(\phi)$  is not very sensitive to these variations, because the  $K^\pm$  have very small momenta in the rest frame of the  $\phi$ . On the other hand,  $M(K_S)$  is quite

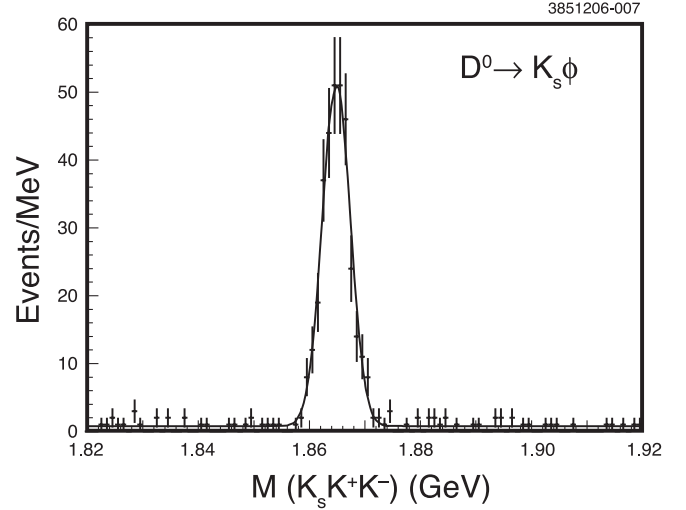


FIG. 2. Invariant mass of  $K_S K^+ K^-$  system for  $D^0 \rightarrow K_S \phi$  decay candidates. The curve shows fit results with a Gaussian peak shape and a constant background.

sensitive to the uncertainty in the relatively larger momenta of  $\pi^\pm$  in the rest frame of the  $K_S$ . The sensitivity of  $M(D^0)$  is also large as a consequence of the sensitivity of  $M(K_S)$ . We therefore conclude that  $M(K_S)$  can be best used to determine the accuracy of the detector calibration. As mentioned before, the exclusive sample of  $D^0 \rightarrow K_S \phi$  events does not yield a statistically useful result for  $M(K_S)$ . It is possible to determine  $M(K_S)$  with much higher statistical precision using inclusive  $K_S$  production in  $D$  decays,  $D \rightarrow K_S + X$ . Inclusive  $K_S$ 's were selected from each event that had at least one candidate  $D$  decay. The  $K_S$  mesons from the decays  $D^0 \rightarrow K_S \phi$  have momenta in the range of  $p(K_S) \approx 0.40\text{--}0.65$  GeV/ $c$ . We therefore determine  $M(K_S)$  for this range of  $p(K_S)$  in the inclusive decays.

Figure 3 shows the  $M(\pi^+\pi^-)$  distribution for the inclusive reaction, with  $p(K_S)$  in the range 0.40–0.65 GeV/ $c$ . A fit with the peak shape given by the sum of two Gaussians and a linear background returns

$$M(K_S) = 497.648 \pm 0.007(\text{stat}) \text{ MeV}. \quad (3)$$

The fit has  $115\,235 \pm 450$  events,  $\chi^2/\text{d.o.f.} = 1.07$ , and FWHM = 4.7 MeV.

In order to estimate the systematic error in the above determination of  $M(K_S)$ , we have studied the variation of  $M(K_S)$  as a function of several observables associated with  $K_S$ :  $p(\pi^\pm, K_S)$ ,  $p_T(\pi^\pm)$ ,  $p_L(\pi^\pm)$ , flight distance ( $K_S$ ), flight significance ( $K_S$ ),  $\cos(\theta)(\pi^\pm, K_S)$ , and  $\pi^+\pi^-$  opening angle. The largest variation in  $M(K_S)$  was found with respect to the variation in  $\cos(\theta)$  and  $p_T$  of  $\pi^+$ . The observed variations contribute a  $\pm 28$  keV systematic uncertainty in our determination of  $M(K_S)$ .

It is found that Monte Carlo events have a reconstructed output  $M(K_S)$  which differs by  $\pm 21$  keV from the input value of  $M(K_S)$ . In addition, we determine systematic

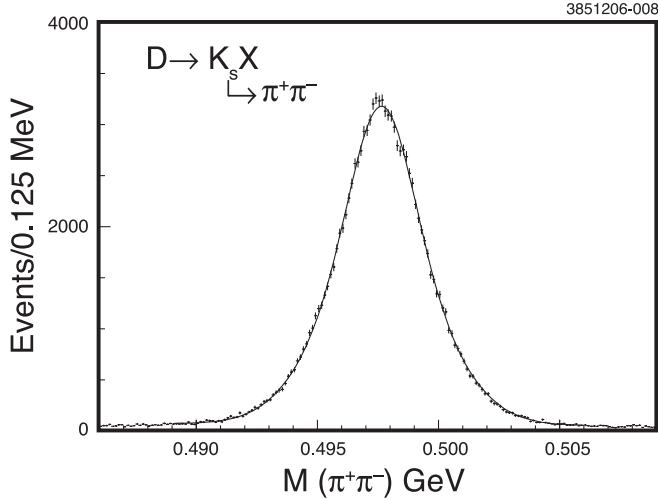


FIG. 3. Invariant mass of  $(\pi^+\pi^-)$  system for  $K_S$  decay candidates from inclusive sample. The curve shows fit results with the peak shape given by the sum of two Gaussians, and a linear background.

uncertainties for different peak fitting procedures:  $\pm 9$  keV from variation of the peak shape,  $\pm 1$  keV from variation of bin size from 62 to 250 keV, and  $\pm 8$  keV from variation of fitting range from 15 to 20 MeV. Thus, added in quadrature, the total systematic uncertainty in  $M(K_S)$  from the inclusive data is  $\pm 37$  keV, and our final result is

$$M(K_S) = 497.648 \pm 0.007(\text{stat}) \pm 0.037(\text{syst}) \text{ MeV}.$$

Since  $M(K_S)_{\text{PDG}} = 497.648 \pm 0.022$  MeV,

$$M(K_S) - M(K_S)_{\text{PDG}} = 0.000 \pm 0.044 \text{ MeV}.$$

To be conservative, we consider the above maximum difference  $\pm 44$  keV to be a reflection of the possible uncertainty in the momentum calibration of the detector, which likely arises from uncertainty in the magnetic field calibration and uniformity. The  $B$  field of the CLEO-c detector is set by scaling a map of the  $B$  field such that the measured mass of  $J/\psi \rightarrow \mu^+\mu^-$  lies at the mass of  $J/\psi$  [9]. We have tried several different ways to impose ad-hoc changes in the measured momenta of the pions to produce a  $\pm 44$  keV change in  $M(K_S)$  in the *inclusive* data. We find that when these same changes are applied to the measured momenta of all  $\pi^\pm$  and  $K^\pm$  in the *exclusive* data, in all cases the change in  $M(D^0)$  is nearly twice as large as the change in  $M(K_S)$ . We therefore assign  $\pm 90$  keV as the uncertainty in  $M(D^0)$  due to the uncertainty in the momentum calibration of the detector.

An independent confirmation of this conclusion is obtained by measuring the mass of  $\psi(2S)$  via the reaction  $\psi(2S) \rightarrow \pi^+\pi^-J/\psi$ , which produces  $\pi^\pm$  with nearly the same momenta as  $\pi^+\pi^-$  and  $K^+K^-$  from the  $D^0$  exclusive data. A sample of CLEO-c data for  $\psi(2S) \rightarrow \pi^+\pi^-J/\psi$ ,  $J/\psi \rightarrow \mu^+\mu^-$  was analyzed with the track selection and fitting procedure similar to those used to determine  $M(D^0)$ .

TABLE I. Summary of systematic errors in  $M(D^0)$ .

|                                     | Systematic Error (MeV) |
|-------------------------------------|------------------------|
| Detector Calibration                | $\pm 0.090$            |
| Monte Carlo input/output            | $\pm 0.022$            |
| Bin size (0.002–2 MeV)              | $\pm 0.018$            |
| Unbinned fit                        | $\pm 0.007$            |
| Peak Shape (single/double Gaussian) | $\pm 0.003$            |
| Background Shape (const/linear)     | $\pm 0.007$            |
| Fit interval ( $\pm 20$ MeV)        | $\pm 0.002$            |
| Sum in Quadrature                   | $\pm 0.095$            |

A mass-constrained kinematic fit for  $J/\psi$  was performed, similar to that done for the  $K_S$  in our  $D^0$  decay. The fit resulted in  $M[\psi(2S)] = 3686.122 \pm 0.021$  MeV. This differs from the most precise measurement of  $M[\psi(2S)] = 3686.111 \pm 0.027$  MeV by the KEDR collaboration [16] by  $\Delta M[\psi(2S)] = 11 \pm 34$  keV. Since the detector  $B$  field was calibrated at  $J/\psi$ , this difference can be attributed to the uncertainty in measurement of  $\pi^+\pi^-$  momenta, just as in the case of  $\pi^+\pi^-$  in inclusive  $K_S$ . This assures us that our assignment of  $\pm 90$  keV as the systematic uncertainty in  $M(D^0)$  due to detector calibration is conservative.

Other contributions to systematic errors in  $M(D^0)$  are smaller, and are listed in Table I.

Thus, our final result is

$$M(D^0) = 1864.847 \pm 0.150(\text{stat}) \pm 0.095(\text{syst}) \text{ MeV}. \quad (4)$$

Adding the errors in quadrature, we obtain

$$M(D^0) = 1864.847 \pm 0.178 \text{ MeV}. \quad (5)$$

This is significantly more precise than the current PDG average [9].

Our result for  $M(D^0)$  leads to  $M(D^0\bar{D}^{*0}) = 3871.81 \pm 0.36$  MeV. Thus, the binding energy of  $X(3872)$  as a  $D^0\bar{D}^{*0}$  molecule is  $E_b = (3871.81 \pm 0.36) - (3871.2 \pm 0.5) = +0.6 \pm 0.6$  MeV. This result provides a strong constraint for the theoretical predictions for the decays of  $X(3872)$  if it is a  $D^0\bar{D}^{*0}$  molecule [8]. The error in the binding energy is now dominated by the error in the  $X(3872)$  mass measurement, which will hopefully improve as the results from the analysis of larger luminosity data from various experiments become available.

We gratefully acknowledge the effort of the CESR staff in providing us with excellent luminosity and running conditions. This work was supported by the A.P. Sloan Foundation, the National Science Foundation, the U.S. Department of Energy, and the Natural Sciences and Engineering Research Council of Canada.

[1] S. K. Choi *et al.* (Belle Collaboration), Phys. Rev. Lett. **91**, 262001 (2003).

- [2] D. Acosta *et al.* (CDF II Collaboration), Phys. Rev. Lett. **93**, 072001 (2004).
- [3] V.M. Abazov *et al.* (D0 Collaboration), Phys. Rev. Lett. **93**, 162002 (2004).
- [4] B. Aubert *et al.* (BABAR Collaboration), Phys. Rev. D **71**, 071103 (2005).
- [5] E. J. Eichten, K. Lane, and C. Quigg, Phys. Rev. Lett. **89**, 162002 (2002); Phys. Rev. D **69**, 094019 (2004); T. Barnes and S. Godfrey, Phys. Rev. D **69**, 054008 (2004).
- [6] F.E. Close and P.R. Page, Phys. Lett. B **578**, 119 (2004).
- [7] K. K. Seth, Phys. Lett. B **612**, 1 (2005).
- [8] E. S. Swanson, Phys. Lett. B **588**, 189 (2004); N. A. Törnqvist, Phys. Lett. B **590**, 209 (2004); M. B. Voloshin, Phys. Lett. B **579**, 316 (2004).
- [9] W.-M. Yao *et al.* (Particle Data Group), J. Phys. G **33**, 1 (2006).
- [10] I. Peruzzi *et al.*, Phys. Rev. Lett. **39**, 1301 (1977).
- [11] R. H. Schindler *et al.*, Phys. Rev. D **24**, 78 (1981).
- [12] S. Barlag *et al.* (ACCMOR Collaboration), Z. Phys. C **46**, 563 (1990).
- [13] G. Viehhauser, Nucl. Instrum. Methods Phys. Res., Sect. A **462**, 146 (2001); D. Peterson *et al.*, Nucl. Instrum. Methods Phys. Res., Sect. A **478**, 142 (2002).
- [14] R. Brun *et al.*, CERN Long Writeup Report No. W5013, 1994 (unpublished).
- [15] Q. He *et al.* (CLEO Collaboration), Phys. Rev. Lett. **95**, 121801 (2005).
- [16] V. M. Aulchenko *et al.* (KEDR Collaboration), Phys. Lett. B **573**, 63 (2003).