

7-15-2014

Impact of short-range scattering on the metallic transport of strongly correlated two-dimensional holes in GaAs quantum wells

Nicholas J. Goble

Case Western Reserve University

J. D. Watson

Purdue University, Birck Nanotechnology Center, watson5@purdue.edu

Michael J. Manfra

Purdue University, Birck Nanotechnology Center, mmanfra@purdue.edu

Xuan P.A. Gao

Case Western Reserve University

Follow this and additional works at: <http://docs.lib.purdue.edu/nanopub>



Part of the [Nanoscience and Nanotechnology Commons](#)

Goble, Nicholas J.; Watson, J. D.; Manfra, Michael J.; and Gao, Xuan P.A., "Impact of short-range scattering on the metallic transport of strongly correlated two-dimensional holes in GaAs quantum wells" (2014). *Birck and NCN Publications*. Paper 1656.
<http://dx.doi.org/10.1103/PhysRevB.90.035310>

This document has been made available through Purdue e-Pubs, a service of the Purdue University Libraries. Please contact epubs@purdue.edu for additional information.

Impact of short-range scattering on the metallic transport of strongly correlated two-dimensional holes in GaAs quantum wells

Nicholas J. Goble,¹ John D. Watson,^{2,3} Michael J. Manfra,^{2,3,4,5} and Xuan P. A. Gao^{1,*}

¹*Department of Physics, Case Western Reserve University, Cleveland, Ohio 44106, USA*

²*Department of Physics, Purdue University, West Lafayette, Indiana 47907, USA*

³*Birck Nanotechnology Center, Purdue University, West Lafayette, Indiana 47907, USA*

⁴*School of Materials Engineering, Purdue University, West Lafayette, Indiana 47907, USA*

⁵*School of Electrical and Computer Engineering, Purdue University, West Lafayette, Indiana 47907, USA*

(Received 16 August 2013; revised manuscript received 21 May 2014; published 15 July 2014)

Understanding the nonmonotonic behavior in the temperature dependent resistance $R(T)$ of strongly correlated two-dimensional (2D) carriers in clean semiconductors has been a central issue in the studies of 2D metallic states and metal-insulator transitions. We have studied the transport of high mobility 2D holes in 20-nm-wide GaAs quantum wells with varying short-range disorder strength by changing the Al fraction x in the $\text{Al}_x\text{Ga}_{1-x}\text{As}$ barrier. Via varying the short-range interface roughness and alloy scattering, it is observed that increasing x suppresses both the strength and characteristic temperature scale of the 2D metallicity, pointing to the distinct role of short-range vs long-range disorder in the 2D metallic transport in this correlated 2D hole system with interaction parameter $r_s \sim 20$.

DOI: [10.1103/PhysRevB.90.035310](https://doi.org/10.1103/PhysRevB.90.035310)

PACS number(s): 73.63.Hs, 71.30.+h

For the past 30 years, two-dimensional (2D) quantum systems have been a rich area of concentrated study for both theorists and experimentalists to explore the interplay between Coulomb interaction and disorder effects [1–4]. In the case of 2D electrons with ultralow density and weak disorder, the quantum and strongly interacting nature of the systems becomes so prominent that various complex quantum phases and phase transitions may exist according to theory [5–11]. Obtaining a clear understanding of such strongly correlated 2D systems thus remains extremely important in the field of many-body physics.

In 2D electron or hole samples with high mobility, an intriguing metal-to-insulator transition (MIT) was observed in zero magnetic field ($B = 0$) with the carrier density as the tuning parameter [2,3,12]. Although strong electron-electron interactions are believed to be an essential factor in the origin of this MIT in 2D, the effects of disorder seem to be nonnegligible and must be incorporated in order to reconcile the subtle differences in all the 2D MIT experiments over a range of disorder and interaction strength [2,3,13–15]. While the understanding of the 2D MIT in the critical regime continues to advance [13–17], the mechanism of the 2D metallic conduction in the metallic regime (resistivity $\rho \ll h/e^2$) remains an outstanding problem under debate [4,18]. Since metallic transport is the central phenomenon that challenges conventional wisdom based on localization and weakly interacting Fermi liquid theory, its understanding would shed light on the 2D MIT and transport of correlated 2D electron fluids in general. After extensive transport studies over the past two decades, a salient feature of 2D metallic transport has now emerged: when measured over a broad temperature range from $T \ll T_F$ to $T \sim T_F$, where T_F is the Fermi temperature, a nonmonotonic behavior is commonly found in the temperature dependent resistivity [19]. Specifically, as phonon scattering

is reduced at low temperatures, electron-impurity scattering and electron-electron interactions contribute more to the longitudinal resistance R_{xx} . The electronic contribution to the resistance behaves nonmonotonically, first increasing and then decreasing as T is lowered past a characteristic temperature T_0 , which is comparable to T_F . This feature, better observed in low density 2D systems, occurs when carriers become semidegenerate and has been observed in the three most commonly studied 2D systems: p -GaAs [19–22], n -Si [23,24], and n -GaAs [25,26]. The mechanism of this nonmonotonic $R_{xx}(T)$ has been a key point in several leading theories of the 2D metallic transport [7,8,27–29] and is the subject of this experimental study.

In this paper, we investigate how the nonmonotonic temperature dependent transport associated with the metallic transport in a 2D hole system (2DHS) is impacted by the short-range disorder scattering in a series of modulation doped GaAs/ $\text{Al}_x\text{Ga}_{1-x}\text{As}$ quantum wells (QWs) with varying barrier height. In these quantum wells, it is well known that a change in the aluminum concentration adjusts the short-range disorder potential via two important scattering mechanisms: interface roughness and alloy scattering [30], thus providing an opportunity to systematically investigate the effect of controlled short-range disorder strength on the 2D metallic behavior in the same QW or heterointerface system. We find that tuning the strength of the short-range disorder potential has a marked impact on both the strength and temperature scale of the nonmonotonic $R_{xx}(T)$. Nevertheless, the overall shape of the $R_{xx}(T)$ does not change in a qualitative manner. These findings demonstrate that the nature of disorder (e.g. short-range vs long-range scattering) is an important ingredient in a quantitative understanding of the 2D metallic conduction with resistivity $\rho \ll h/e^2$, as pointed out in a previous report [31] where different types of 2D semiconductor heterointerfaces were analyzed.

Our experiments were performed on high mobility, low-density 2DHSs in 20-nm-wide GaAs asymmetrically doped

*xuan.gao@case.edu

quantum wells located 190 nm below the surface [32]. The samples were grown in the (001) direction using molecular beam epitaxy (MBE). The short-range disorder potential was varied by controlling the Al mole fraction x in the $\text{Al}_x\text{Ga}_{1-x}\text{As}$ barrier. Measured x 's were 0.07 (7%), 0.10 (10%), and 0.13 (13%) with δ -doping setback distances d of 80, 110, and 110 nm, respectively. The ungated samples have hole mobilities $\mu \approx 0.5\text{--}1 \times 10^6 \text{ cm}^2/\text{Vs}$.

Square samples were prepared with InZn contacts annealed in a rapid thermal annealer at 450 °C for 7 min in H_2/N_2 forming gas. The contacts were arranged in a van der Pauw geometry, with current applied through two contacts on one side and voltage measured over the opposite side, as shown in the schematic inset in Fig. 1. The sample had an approximate total area of 0.1 cm^2 . The hole density p was lowered by applying a backgate voltage with which we were able to obtain a range of p from $2.23 \times 10^{10} \text{ cm}^{-2}$ to $1.09 \times 10^{10} \text{ cm}^{-2}$ (corresponding ratio between interhole Coulomb repulsion energy and Fermi energy $r_s = 17\text{--}25$ using effective hole mass $m^* = 0.3m_e$). The samples were measured using lock-in techniques with an excitation current on the order of 1 nA at 7 Hz. With such small heating power ($\sim 10^{-14}$ Watt/ cm^2) applied to the sample, we were able to cool the sample to temperatures as low as 50 mK in a $^3\text{He}/^4\text{He}$ dilution refrigerator without overheating the 2D holes by more than a few millikelvins [33].

Figure 1 shows the raw $R_{xx}(T)$ data for a sample with (a) 7% and (b) 13% Al mole fractions in the barriers. Longitudinal resistance was measured from low temperatures $T \sim 50$ mK up

to high temperatures $T = 1\text{--}4$ K. Varying the carrier density predictably changes the nonmonotonic behavior by proportionally shifting the characteristic temperature T_0 , at which $dR_{xx}/dT = 0$. This defines the position of the nonmonotonic peak of interest. Similar to previous experiments [21], T_0 becomes higher when the hole density increases. It has been shown that the temperature dependence of R_{xx} on the metallic side of the MIT follows [19]

$$R_{xx}(T) = R_0 + R_{ph}t^3/(1+t^2) + R_{el}(T), \quad (1)$$

where R_0 is the residual resistance as $T \rightarrow 0$, R_{ph} is the Bloch-Grüneisen resistance, $t \equiv T/T_{ph}$, T_{ph} is the Bloch-Grüneisen temperature, and R_{el} is the T -dependent part of the electronic contribution to R_{xx} , which can be fit to the empirical form [19]

$$R_{el}(T) = R_a x^{-1} (\alpha + x^{-2})^{-1/2} \exp(-x^{-1}), \quad (2)$$

where $x = kT/E_a$, E_a is the activation energy and is proportional to T_0 , and α is a constant. As seen in Fig. 1(b), at temperatures higher than ~ 2 K, $R_{xx}(T)$ increases with T . This is due to the phonon scattering term dominating over the electronic term above the Bloch-Grüneisen temperature [19]. At lower temperature where the phonon term diminishes rapidly (according to $\sim T^3$ power law dependence), the electronic term $R_0 + R_{el}(T)$ shows a nonmonotonic behavior: R_{xx} first rises to $R_{\text{peak}} = R_{xx}(T_0)$, the maximal value of R_{xx} at T_0 , then drops towards R_0 as T reduces towards zero.

Comparing the $R_{xx}(T)$ curves in Figs. 1(a) and 1(b) suggests that the nonmonotonic electronic impurity scattering peak is more pronounced in the sample with 7% Al in the barrier. To further elaborate and quantify this effect, we systematically studied the effect of short-range scattering on the nonmonotonic $R_{xx}(T)$ peak for three different Al percentages. Figure 2(a) shows the temperature dependent resistance normalized over R_0 for samples with 7%, 10%, and 13% Al in the barrier, respectively. Note that, to clearly and reliably illustrate the evolution of $R_{xx}(T)$ peak against Al%, curves for similar hole density ($1.71, 1.73,$ and $1.77 \times 10^{10} \text{ cm}^{-2}$) are presented, and the curve for each Al mole fraction was obtained by averaging over different current-voltage contact arrangements as per the van der Pauw method and two different samples. Here, R_0 was obtained by fitting the curve to Eq. (1), and hole density was obtained by the positions of Shubnikov-de Haas oscillations at low T . Figure 2(a) shows that the relative strength of the nonmonotonic $R_{xx}(T)$ peak does become stronger at lower Al%, although it is harder to identify it in the raw $R_{xx}(T)$ data [Fig. 1(a)] due to differences in the absolute values of the resistance (or mobility). Note that, to reduce data manipulation, we did not subtract a phonon scattering term from the raw resistance data in Fig. 1(a). However, separating the electronic scattering from phonon scattering in $R_{xx}(T)$ does not change the curves in any significant way (see Supplemental Material [34]). Briefly, fitting to Eq. (1) was first conducted to determine how well the data fit the model described in Ref. [19]. As shown by the solid lines in Fig. 2(a), the fits agree well with the measured behavior. Using methods discussed by Mills *et al.* in Ref. [19], we isolated the electronic scattering part, which does not differ much from Fig. 1(a), as shown in the Supplemental Material [34]. In addition, fitted parameters (R_0, R_{ph}, R_a, T_{ph} ,

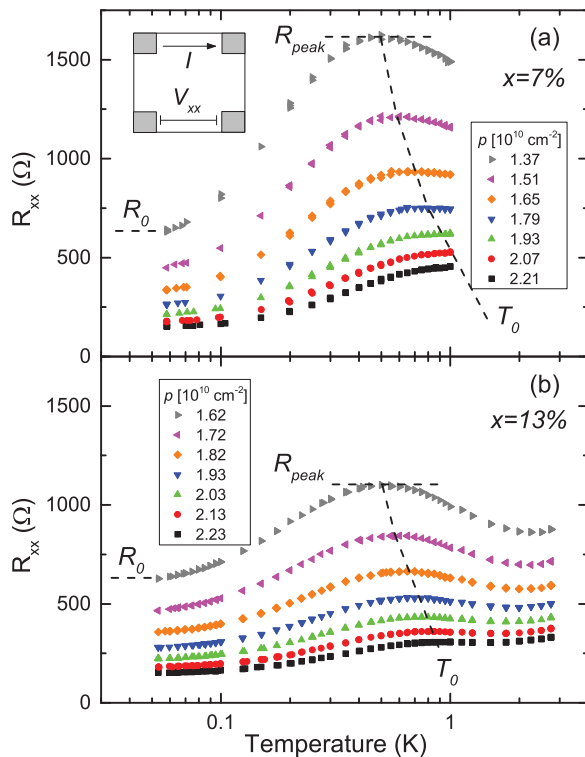


FIG. 1. (Color online) Longitudinal resistance R_{xx} vs T of 2D holes in a 20-nm-wide GaAs quantum well with Al mole fractions of (a) 7% and (b) 13% in the $\text{Al}_x\text{Ga}_{1-x}\text{As}$ barrier. The dotted lines mark T_0 , the position of the peak in $R_{xx}(T)$.

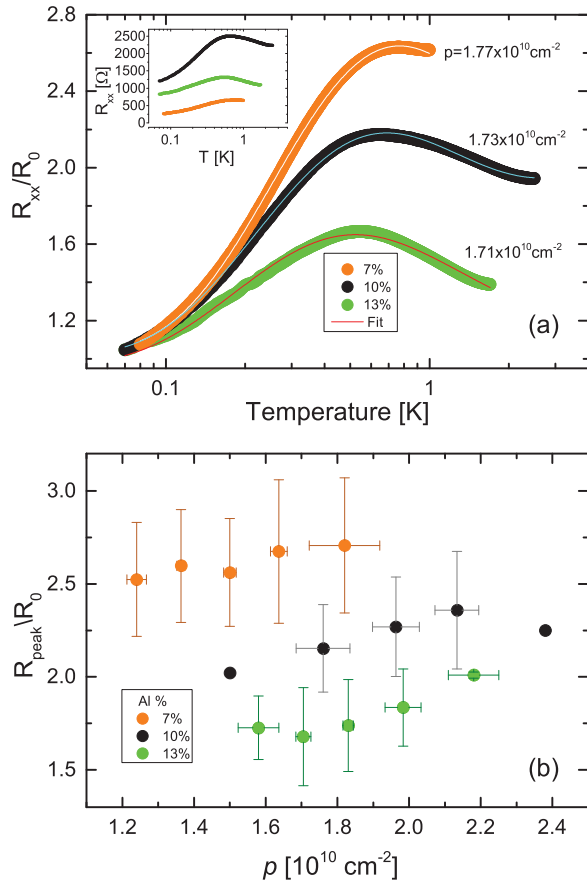


FIG. 2. (Color online) (a) The temperature dependent resistance, normalized with R_0 , for 20-nm-wide GaAs quantum wells with 7%, 10%, and 13% Al mole fractions at $p = 1.77, 1.73$, and $1.71 \times 10^{10} \text{ cm}^{-2}$, respectively. The model fit of Eq. (1) is indicated by the solid lines. The inset plots the unnormalized resistance as a function of temperature. (b) Dependence of the strength of 2D metallicity as defined by the ratio of resistance at the peak of $R(T)$ and residual resistance on the hole density. The error bar comes from averaging measurements from different current/voltage configuration and different samples. Zero-bias densities are the maximum densities for each Al%.

and E_a) and constant ($\alpha = 2.5$ as suggested by Ref. [19]) from Eqs. (1) and (2) were extremely consistent with those in Ref. [19]. We also find that α does not vary significantly between samples with different aluminum concentrations and, in an effort to reduce fitting parameters, choose to keep it constant. The difference between hand-selecting and fitting R_0 and R_a was insignificant.

Such analysis was conducted across our range of hole densities, and R_{peak}/R_0 values were extracted after removing the phonon scattering term and plotted for various different hole densities for the three sets of quantum wells with different Al fractions mentioned above. The results are shown in Fig. 2(b). Averaging over different current-voltage contact configurations and similar hole densities is taken into account as the error bars. Due to the imperfect contact alignment and perhaps slight inhomogeneity in carrier density and mobility in the wafer, the metallicity strength parameter, R_{peak}/R_0 , varies somewhat between different samples with the same

Al% or current-voltage contact arrangements on the same square van der Pauw sample. However, it is still clear that R_{peak}/R_0 increases from ~ 1.7 in QWs with 13% Al in barrier to ~ 2.7 in QWs with 7% Al in barrier. Therefore, Fig. 2(b) demonstrates that the behavior described in Figs. 1 and 2(a) is true for our entire range of densities: increased Al fraction in the barrier suppresses 2D metallicity behavior for high mobility, low density 2DHS in GaAs QWs.

In addition to the strength of the nonmonotonic resistance peak, we studied the position of the peak, depicted by the characteristic temperature T_0 , defined as the temperature where $dR_{xx}/dT = 0$. From Fig. 1, it can be seen that R_{xx} changes its behavior from metallic to insulatinglike above T_0 . The characteristic temperature becomes larger when p increases, which is consistent with previous findings in the literature [19,21]. Despite the obvious importance of T_0 in any theory about the 2D metallic conduction and MIT, it is surprising to us that there is no systematic experimental investigation on what other parameters besides the carrier density (e.g. interaction strength, mobility) control T_0 . Figure 3 shows T_0 as a function of hole density for all the $R_{xx}(T)$ measurements. Different markers indicate different samples or different van der Pauw measurement configurations for the same sample, and shaded areas highlight trends. Similar to the shift in R_{peak}/R_0 , we find a definite trend in T_0 as Al% increases in the barrier: higher Al% leads to a lower T_0 . It is also interesting to compare the trend of T_0 in the series of 20-nm-wide QWs in this study with a prior study on a 10-nm-wide QW grown on (311)A GaAs orientation [21]: despite that the 10-nm-wide QW in [21] had 10% Al in the barrier, it showed T_0 higher than all the 20-nm-wide (001) samples here, reflecting the importance of having all other structural parameters consistent except changing only one parameter (Al%) in this paper. However, it is intriguing that the overall linear trend of T_0 vs p is similar and has almost the same slope between Ref. [21] and this paper.

In Fig. 4, we also show that the overall shape of the temperature dependent electronic contribution to R_{xx} is qualitatively

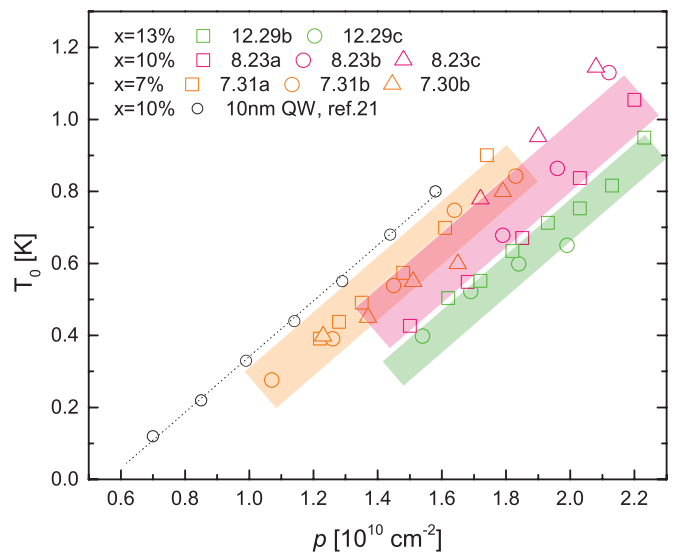


FIG. 3. (Color online) Characteristic temperature T_0 vs 2D hole density for various GaAs QWs with different Al fraction in barrier, where T_0 represents the temperature at which $R_{xx}(T)$ peaks.

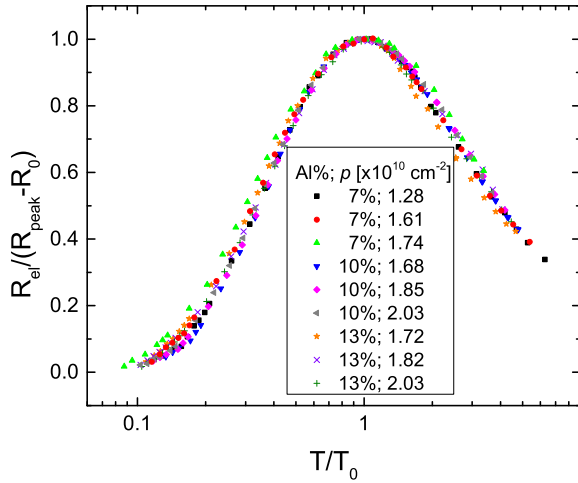


FIG. 4. (Color online) The dimensionless, T -dependent part of the electronic contribution to R_{xx} , normalized to the height of the resistance peak in $R_{xx}(T)$, plotted against temperature normalized with the characteristic temperature T_0 .

unchanged throughout all our measurements, regardless of percentage of Al in the barrier. By fitting Eq. (1) to our raw R_{xx} data, we determined the residual resistance R_0 and the Bloch-Grüneisen coefficients. Using the fitted parameters, we determined the electronic contribution to R_{xx} by subtracting R_0 and phonon contributions. To show a universality of the R_{el} peak, this was completed for all Al%'s and various p 's. For an easier comparison without putting the data in the context of any specific model, we normalized the resistance and temperature with the height of the electronic contribution peak, $R_{peak} - R_0$, and T_0 , respectively. We ascertain that the shape of the electronic contribution is independent of the microscopic details of the short-range disorder potential.

We now discuss the implications of the experimental observations made here. In a previous work, Clarke *et al.* pointed out that it is important to distinguish the short- vs long-range nature of dominant disorders in different semiconductor heterointerface systems to resolve the conflicting metallicity strength [31]. This paper explores the effect of systematically controlled short-range disorder strength from interface roughness and alloy scattering in p -GaAs, since all the samples have the same quantum well width and same or similar dopant setback distance except the Al% in the barrier. In addition, performing measurements to high temperatures ($T > T_F$), we show the universal shape of nonmonotonic $R_{xx}(T)$ in samples exhibiting different strength of metallicity at low T . To date, the effect of short-range vs long-range (remotely ionized dopants) disorder on the nonmonotonic $R_{xx}(T)$ from the high temperature ($T \sim T_F$) to the low temperature ($T \rightarrow 0$) regime has not been carefully addressed in relevant theories [7,8,27–29]. Given the consistent and significant impact of short-range scattering on both the quantitative strength (R_{peak}/R_0 differs by almost two times from $x = 7\%$ to 13%) and characteristic temperature or energy scale of the 2D metallicity, it now becomes essential to differentiate the nature of disorder in quantitative theories about the metallic transport. Such effects could be readily incorporated and tested in Boltzmann transport-based theories [27]. Within the Fermi liquid interaction correction theory

[35] of the metallic transport, it is argued that stronger short-range disorder promotes large angle back scatterings of particles to interact with themselves, and therefore the metallic correction should be stronger [31]. In a work by Ando [30], it was concluded that the interface roughness scattering strength is insensitive to Al% in GaAs/Al $_x$ Ga $_{1-x}$ As heterointerface if a constant roughness parameter (typically a few angstroms) is assumed. Meanwhile, the short-range alloy disorder potential in Al $_x$ Ga $_{1-x}$ As should be proportional to $x(1-x)$, i.e. an increasing function of x in our range of $x = 0.07-0.13$. However, the alloy disorder scattering rate turns into a decreasing function of x after taking into account the exponentially suppressed carrier wave function within the Al $_x$ Ga $_{1-x}$ As barrier as x increases [30]. Therefore, one expects stronger short-range disorder scattering at smaller x values in our samples within the single particle relaxation model, and our finding of stronger metallic resistivity drop at lower x agrees with Ref. [31]. Note that the condition of $k_B T_F \gg k_B T > \hbar/\tau$ required in the Fermi liquid interaction theory in the ballistic regime [35] is not met in our experiment when the metallic conduction occurs [36], and the Hall coefficient in high mobility p -GaAs quantum wells shows anomalous behavior as compared to the Fermi liquid interaction theory [37]. Thus, we do not attempt to further quantify the Fermi liquid parameter F_0^σ by fitting data to theory.

In the literature, it is well understood that the mobility of high quality 2D carriers in modulation doped heterostructures is limited by long-range disorder scatterings such as remote ionized impurities or ionized background impurities [32] but not the interface roughness or alloy scattering [30] in the low density regime. In our samples, we also observed a decreasing trend of mobility (in the $T \rightarrow 0$ limit) when the samples were gated to lower densities (see Supplemental Material [34]), indicating the dominance of long-range Coulomb scattering as oppose to short-range disorder scattering in the low T mobility. It is thus striking to see that short-range disorder plays a clear role in setting the magnitude of the nonmonotonic $R_{xx}(T)$ peak in dilute 2D carrier systems when the system is cooled down from $T \sim T_F$ to $T \ll T_F$.

The systematic shift of T_0 to higher scales in QWs with lower Al% fraction is intriguing. In all the theories invoking a nonmonotonic $R_{xx}(T)$ in the metallic regime [7,8,27–29], this crossover temperature T_0 is controlled by the Fermi temperature T_F which is indeed linearly proportional to density p in 2D and comparable to the values of T_0 in experiment. Our finding of $T_0 \propto p - p_c$ in Fig. 3 with p_c controlled by the disorder strength/type is more consistent with a two-component picture of the 2D metallic state involving a mobile component with density $p - p_c$ and more localized part with density p_c [38]. In such a perspective, T_0 should be controlled by the T_F of the mobile component and thus naturally explains the appearance of the offset by p_c in the linear proportionality between T_0 and p . Since our system resides in the low disorder regime [resistivity as low as $\sim (\hbar/e^2)/50$], has strong correlations ($r_s \sim 20$), and the suppressed Hall response [37,38], it is tempting to speculate that the localized component in the 2D metallic state arises from bubbles of a Wigner crystal in a Fermi liquid background [4,7,8]. How the viscosity of such a microemulsion phase of electron crystal and fluid depends on the disorder type will be an interesting theoretical issue

[39] to compare with our experiments. We also point out that a recent two-component semiclassical effective medium theory for the 2D metallic state may also be consistent with this speculation [40]. A systematic and quantitative investigation of the crossover temperature T_0 and R_{peak}/R_0 vs short-range disorder strength and carrier density in such a theory would thus be desirable.

In summary, we have studied the impact of short-range disorder scattering on the nonmonotonic temperature dependent resistance in strongly correlated 2DHS in 20-nm-wide GaAs QWs. By changing the Al fraction in the $\text{Al}_x\text{Ga}_{1-x}\text{As}$ barrier, we were able to change the strength of the short-range disorder potential in strongly correlated ($r_s \sim 20$) 2D holes. The strength of the anomalous 2D metallic conduction was suppressed as the Al fraction was increased. Our analysis

also shows that an increased Al fraction also leads to a suppressed characteristic temperature T_0 below which the metallic conduction occurs.

N.G. is partially supported by a US Department of Education GAANN fellowship (Grants No. P200A090276 and P200A070434). M.J.M. acknowledges support from the Miller Family Foundation. The molecular beam epitaxy growth at Purdue is supported by the US Department of Energy, Office of Basic Energy Sciences, Division of Materials Sciences and Engineering under Award DE-SC0006671. X.P.A.G thanks the NSF for funding support (Grant No. DMR-0906415). X.P.A.G. also acknowledges Vlad Dobrosavljević for discussions and a valuable insight on the short-range scattering from an anonymous referee.

-
- [1] P. A. Lee and T. V. Ramakrishnan, *Rev. Mod. Phys.* **57**, 287 (1985).
- [2] E. Abrahams, E. Abrahams, S. V. Kravchenko, and M. P. Sarachik, *Rev. Mod. Phys.* **73**, 251 (2001).
- [3] S. V. Kravchenko and M. P. Sarachik, *Rep. Prog. Phys.* **67**, 1 (2004).
- [4] B. Spivak, S. V. Kravchenko, S. A. Kivelson, and X. P. A. Gao, *Rev. Mod. Phys.* **82**, 1743 (2010).
- [5] B. Tanatar and D. M. Ceperley, *Phys. Rev. B* **39**, 5005 (1989).
- [6] C. Attaccalite, S. Moroni, P. Gori-Giorgi, and G. B. Bachelet, *Phys. Rev. Lett.* **88**, 256601 (2002).
- [7] B. Spivak and S. A. Kivelson, *Phys. Rev. B* **70**, 155114 (2004).
- [8] B. Spivak and S. A. Kivelson, *Ann. Phys.* **321**, 2071 (2006).
- [9] H. Falakshahi and X. Waintal, *Phys. Rev. Lett.* **94**, 046801 (2005).
- [10] N. D. Drummond and R. J. Needs, *Phys. Rev. Lett.* **102**, 126402 (2009).
- [11] B. K. Clark, M. Casula, and D. M. Ceperley, *Phys. Rev. Lett.* **103**, 055701 (2009).
- [12] S. V. Kravchenko, G. V. Kravchenko, J. E. Furneaux, V. M. Pudalov, and M. Diorio, *Phys. Rev. B* **50**, 8039 (1994).
- [13] R. L. J. Qiu, X. P. A. Gao, L. N. Pfeiffer, and K. W. West, *Phys. Rev. Lett.* **108**, 106404 (2012).
- [14] A. Yu. Kuntsevich and V. M. Pudalov, *Phys. Rev. Lett.* **110**, 249701 (2013).
- [15] R. L. J. Qiu and X. P. A. Gao, *Phys. Rev. Lett.* **110**, 249702 (2013).
- [16] A. Mokashi, S. Li, B. Wen, S. V. Kravchenko, A. A. Shashkin, V. T. Dolgoplov, and M. P. Sarachik, *Phys. Rev. Lett.* **109**, 096405 (2012).
- [17] T. R. Kirkpatrick and D. Belitz, *Phys. Rev. Lett.* **110**, 035702 (2013).
- [18] S. Das Sarma and E. H. Hwang, *Solid State Comm.* **135**, 579 (2005).
- [19] A. P. Mills, Jr., A. P. Ramirez, L. N. Pfeiffer, and K. W. West, *Phys. Rev. Lett.* **83**, 2805 (1999).
- [20] Y. Hanein, U. Meirav, D. Shahar, C. C. Li, D. C. Tsui, and H. Shtrikman, *Phys. Rev. Lett.* **80**, 1288 (1998).
- [21] X. P. A. Gao, A. P. Mills, Jr., A. P. Ramirez, L. N. Pfeiffer, and K. W. West, *Phys. Rev. Lett.* **89**, 016801 (2002).
- [22] M. J. Manfra, E. H. Hwang, S. Das Sarma, L. N. Pfeiffer, K. W. West, and A. M. Sergent, *Phys. Rev. Lett.* **99**, 236402 (2007).
- [23] S. V. Kravchenko, D. Simonian, K. Mertes, M. P. Sarachik, and T. M. Klapwijk, *Phys. Rev. B* **59**, R12740 (1999).
- [24] K. Lai, W. Pan, D. C. Tsui, S. Lyon, M. Muhlberger, and F. Schaffler, *Phys. Rev. B* **75**, 033314 (2007).
- [25] Y. Hanein, D. Shahar, J. Yoon, C. C. Li, D. C. Tsui, and H. Shtrikman, *Phys. Rev. B* **58**, R13338 (1998).
- [26] M. P. Lilly, J. L. Reno, J. A. Simmons, I. B. Spielman, J. P. Eisenstein, L. N. Pfeiffer, K. W. West, E. H. Hwang, and S. Das Sarma, *Phys. Rev. Lett.* **90**, 056806 (2003).
- [27] S. Das Sarma and E. H. Hwang, *Phys. Rev. B* **68**, 195315 (2003); **61**, R7838 (2000); *Phys. Rev. Lett.* **83**, 164 (1999).
- [28] A. Punnoose and A. M. Finkel'stein, *Science* **310**, 289 (2005); *Phys. Rev. Lett.* **88**, 016802 (2001).
- [29] M. M. Radonjić, D. Tanasković, V. Dobrosavljević, K. Haule, and G. Kotliar, *Phys. Rev. B* **85**, 085133 (2012); A. Camjayi, K. Haule, V. Dobrosavljević, and G. Kotliar, *Nature Phys.* **4**, 932 (2008); M. C. O. Aguiar, E. Miranda, V. Dobrosavljević, E. Abrahams, and G. Kotliar, *Europhys. Lett.* **67**, 226 (2004).
- [30] T. Ando, *J. Phys. Soc. Jpn.* **51**, 3900 (1982).
- [31] W. R. Clarke, C. E. Yasin, A. R. Hamilton, A. P. Micolich, M. Y. Simmons, K. Muraki, Y. Hirayama, M. Pepper, and D. A. Ritchie, *Nat. Phys.* **4**, 55 (2008).
- [32] J. D. Watson, S. Mondal, G. Gardner, G. A. Csathy, and M. J. Manfra, *Phys. Rev. B* **85**, 165301 (2012).
- [33] X. P. A. Gao, G. S. Boebinger, A. P. Mills, Jr., A. P. Ramirez, L. N. Pfeiffer, and K. W. West, *Phys. Rev. Lett.* **94**, 086402 (2005).
- [34] See Supplemental Material at <http://link.aps.org/supplemental/10.1103/PhysRevB.90.035310> for a plot of normalized resistance vs T after subtracting phonon scattering, and mobility vs density plot.
- [35] G. Zala, B. N. Narozhny, and I. L. Aleiner, *Phys. Rev. B* **64**, 214204 (2001).

- [36] For instance, $(\hbar/\tau)/k_B$ is estimated to be ~ 0.2 K for $p \sim 1.5$ in Fig. 1 when the resistivity ρ is calculated from R_{xx} as $\rho = \pi R_{xx}/\ln 2$ according to the van der Pauw method.
- [37] X. P. A. Gao, G. S. Boebinger, A. P. Mills, Jr., A. P. Ramirez, L. N. Pfeiffer, and K. W. West, *Phys. Rev. Lett.* **93**, 256402 (2004).
- [38] R. L. J. Qiu, X. P. A. Gao, L. N. Pfeiffer, and K. W. West, *Phys. Rev. B* **83**, 193301 (2011).
- [39] A. V. Andreev, S. A. Kivelson, and B. Spivak, *Phys. Rev. Lett.* **106**, 256804 (2011).
- [40] S. Das Sarma, E. H. Hwang, and Q. Li, *Phys. Rev. B* **88**, 155310 (2013).