

Physics

Physics Research Publications

Purdue University

Year 2006

Two-photon width of the charmonium
state $\chi(c2)$

S. Dobbs, Z. Metreveli, K. K. Seth, A. Tomaradze, P. Zweber, J. Ernst, K. Arms, H. Severini, S. A. Dytman, W. Love, S. Mehrabyan, J. A. Mueller, V. Savinov, Z. Li, A. Lopez, H. Mendez, J. Ramirez, G. S. Huang, D. H. Miller, V. Pavlunin, B. Sanghi, I. P. J. Shipsey, G. S. Adams, M. Anderson, J. P. Cummings, I. Danko, J. Napolitano, Q. He, H. Muramatsu, C. S. Park, E. H. Thorndike, T. E. Coan, Y. S. Gao, F. Liu, M. Artuso, C. Boulahouache, S. Blusk, J. Butt, O. Dorjkhaidav, J. Li, N. Mena, R. Mountain, K. Randrianarivony, R. Redjimi, R. Sia, T. Skwarnicki, S. Stone, J. C. Wang, K. Zhang, S. E. Csorna, G. Bonvicini, D. Cinabro, M. Dubrovin, A. Lincoln, A. Bornheim, S. P. Pappas, A. J. Weinstein, R. A. Briere, G. P. Chen, J. Chen, T. Ferguson, G. Tatishvili, H. Vogel, M. E. Watkins, J. L. Rosner, N. E. Adam, J. P. Alexander, K. Berkelman, D. G. Cassel, J. E. Duboscq, K. M. Ecklund, R. Ehrlich, L. Fields, R. S. Galik, L. Gibbons, R. Gray, S. W. Gray, D. L. Hartill, B. K. Heltsley, D. Hertz, C. D. Jones, J. Kandaswamy, D. L. Kreinick, V. E. Kuznetsov, H. Mahlke-Kruger, T. O. Meyer, P. U. E. Onyisi, J. R. Patterson, D. Peterson, E. A. Phillips, J. Pivarski, D. Riley, A. Ryd, A. J. Sadoff, H. Schwarthoff, X. Shi, M. R. Shepherd, S. Stroiney, W. M. Sun, T. Wilksen, M. Weinberger, S. B. Athar, P. Avery, L. Brevina-Newell, R. Patel, V. Potlia, H. Stoeck, J. Yelton, P. Rubin, C. Cawfield, B. I. Eisenstein, I. Karliner, D. Kim, N. Lowrey, P. Naik, C. Sedlack, M. Selen, E. J. White, J. Williams, J. Wiss, D. M. Asner, K. W. Edwards, D. Besson, T. K. Pedlar, D. Cronin-Hennessy, K. Y. Gao, D. T. Gong, J. Hietala, Y. Kubota, T. Klein, B. W. Lang, S. Z. Li, R. Poling, A. W. Scott, and A. Smith

This paper is posted at Purdue e-Pubs.

http://docs.lib.purdue.edu/physics_articles/354

Two-photon width of the charmonium state χ_{c2}

S. Dobbs,¹ Z. Metreveli,¹ K. K. Seth,¹ A. Tomaradze,¹ P. Zweber,¹ J. Ernst,² K. Arms,³ H. Severini,⁴ S. A. Dytman,⁵ W. Love,⁵ S. Mehrabyan,⁵ J. A. Mueller,⁵ V. Savinov,⁵ Z. Li,⁶ A. Lopez,⁶ H. Mendez,⁶ J. Ramirez,⁶ G. S. Huang,⁷ D. H. Miller,⁷ V. Pavlunin,⁷ B. Sanghi,⁷ I. P. J. Shipsey,⁷ G. S. Adams,⁸ M. Anderson,⁸ J. P. Cummings,⁸ I. Danko,⁸ J. Napolitano,⁸ Q. He,⁹ H. Muramatsu,⁹ C. S. Park,⁹ E. H. Thorndike,⁹ T. E. Coan,¹⁰ Y. S. Gao,¹⁰ F. Liu,¹⁰ M. Artuso,¹¹ C. Boulahouache,¹¹ S. Blusk,¹¹ J. Butt,¹¹ O. Dorjkhaidav,¹¹ J. Li,¹¹ N. Menea,¹¹ R. Mountain,¹¹ K. Randrianarivony,¹¹ R. Redjimi,¹¹ R. Sia,¹¹ T. Skwarnicki,¹¹ S. Stone,¹¹ J. C. Wang,¹¹ K. Zhang,¹¹ S. E. Csorna,¹² G. Bonvicini,¹³ D. Cinabro,¹³ M. Dubrovin,¹³ A. Lincoln,¹³ A. Bornheim,¹⁴ S. P. Pappas,¹⁴ A. J. Weinstein,¹⁴ R. A. Briere,¹⁵ G. P. Chen,¹⁵ J. Chen,¹⁵ T. Ferguson,¹⁵ G. Tatishvili,¹⁵ H. Vogel,¹⁵ M. E. Watkins,¹⁵ J. L. Rosner,¹⁶ N. E. Adam,¹⁷ J. P. Alexander,¹⁷ K. Berkelman,¹⁷ D. G. Cassel,¹⁷ J. E. Dubosq,¹⁷ K. M. Ecklund,¹⁷ R. Ehrlich,¹⁷ L. Fields,¹⁷ R. S. Galik,¹⁷ L. Gibbons,¹⁷ R. Gray,¹⁷ S. W. Gray,¹⁷ D. L. Hartill,¹⁷ B. K. Heltsley,¹⁷ D. Hertz,¹⁷ C. D. Jones,¹⁷ J. Kandaswamy,¹⁷ D. L. Kreinick,¹⁷ V. E. Kuznetsov,¹⁷ H. Mahlke-Krüger,¹⁷ T. O. Meyer,¹⁷ P. U. E. Onyisi,¹⁷ J. R. Patterson,¹⁷ D. Peterson,¹⁷ E. A. Phillips,¹⁷ J. Pivarski,¹⁷ D. Riley,¹⁷ A. Ryd,¹⁷ A. J. Sadoff,¹⁷ H. Schwarthoff,¹⁷ X. Shi,¹⁷ M. R. Shepherd,¹⁷ S. Stroiney,¹⁷ W. M. Sun,¹⁷ T. Wilksen,¹⁷ M. Weinberger,¹⁷ S. B. Athar,¹⁸ P. Avery,¹⁸ L. Brevva-Newell,¹⁸ R. Patel,¹⁸ V. Potlia,¹⁸ H. Stoeck,¹⁸ J. Yelton,¹⁸ P. Rubin,¹⁹ C. Cawfield,²⁰ B. I. Eisenstein,²⁰ I. Karliner,²⁰ D. Kim,²⁰ N. Lowrey,²⁰ P. Naik,²⁰ C. Sedlack,²⁰ M. Selen,²⁰ E. J. White,²⁰ J. Williams,²⁰ J. Wiss,²⁰ D. M. Asner,²¹ K. W. Edwards,²¹ D. Besson,²² T. K. Pedlar,²³ D. Cronin-Hennessy,²⁴ K. Y. Gao,²⁴ D. T. Gong,²⁴ J. Hietala,²⁴ Y. Kubota,²⁴ T. Klein,²⁴ B. W. Lang,²⁴ S. Z. Li,²⁴ R. Poling,²⁴ A. W. Scott,²⁴ and A. Smith²⁴

(CLEO Collaboration)

¹Northwestern University, Evanston, Illinois 60208, USA²State University of New York at Albany, Albany, New York 12222, USA³Ohio State University, Columbus, Ohio 43210, USA⁴University of Oklahoma, Norman, Oklahoma 73019, USA⁵University of Pittsburgh, Pittsburgh, Pennsylvania 15260, USA⁶University of Puerto Rico, Mayaguez, Puerto Rico 00681⁷Purdue University, West Lafayette, Indiana 47907, USA⁸Rensselaer Polytechnic Institute, Troy, New York 12180, USA⁹University of Rochester, Rochester, New York 14627, USA¹⁰Southern Methodist University, Dallas, Texas 75275, USA¹¹Syracuse University, Syracuse, New York 13244, USA¹²Vanderbilt University, Nashville, Tennessee 37235, USA¹³Wayne State University, Detroit, Michigan 48202, USA¹⁴California Institute of Technology, Pasadena, California 91125, USA¹⁵Carnegie Mellon University, Pittsburgh, Pennsylvania 15213, USA¹⁶Enrico Fermi Institute, University of Chicago, Chicago, Illinois 60637, USA¹⁷Cornell University, Ithaca, New York 14853¹⁸University of Florida, Gainesville, Florida 32611, USA¹⁹George Mason University, Fairfax, Virginia 22030, USA²⁰University of Illinois, Urbana-Champaign, Illinois 61801, USA²¹Carleton University, Ottawa, Ontario, Canada K1S 5B6 and the Institute of Particle Physics, Canada²²University of Kansas, Lawrence, Kansas 66045, USA²³Luther College, Decorah, Iowa 52101, USA²⁴University of Minnesota, Minneapolis, Minnesota 55455, USA

(Received 2 October 2005; published 6 April 2006)

The two-photon width of $\chi_{c2}(^3P_2)$ state of charmonium has been measured using 14.4 fb^{-1} of e^+e^- data taken at $\sqrt{s} = 9.46\text{--}11.30 \text{ GeV}$ with the CLEO III detector. The $\gamma\gamma$ -fusion reaction studied is $e^+e^- \rightarrow e^+e^- \gamma\gamma$, $\gamma\gamma \rightarrow \chi_{c2} \rightarrow \gamma J/\psi \rightarrow \gamma e^+e^- (\mu^+\mu^-)$. We measure $\Gamma_{\gamma\gamma}(\chi_{c2})\mathcal{B}(\chi_{c2} \rightarrow \gamma J/\psi)\mathcal{B}(J/\psi \rightarrow e^+e^- + \mu^+\mu^-) = 13.2 \pm 1.4(\text{stat}) \pm 1.1(\text{syst}) \text{ eV}$, and obtain $\Gamma_{\gamma\gamma}(\chi_{c2}) = 559 \pm 57(\text{stat}) \pm 48(\text{syst}) \pm 36(\text{br}) \text{ eV}$. This result is in excellent agreement with the result of $\gamma\gamma$ -fusion measurement by Belle and is consistent with that of the $\bar{p}p \rightarrow \chi_{c2} \rightarrow \gamma\gamma$ measurement, when they are both reevaluated using the recent CLEO result for the radiative decay $\chi_{c2} \rightarrow \gamma J/\psi$.

DOI: 10.1103/PhysRevD.73.071101

PACS numbers: 13.20.Gd, 13.40.Hq, 14.40.Gx

The P -wave states of charmonium ($^3P_J, ^1P_1$) have provided valuable information about the $q\bar{q}$ interaction and QCD. The two-photon decays of the positive C -parity states (3P_J) are particularly interesting because at lowest order the two-photon decay of charmonium is a pure QED process akin to the two-photon decay of positronium. Their study can shed light on higher order relativistic and QCD radiative corrections.

The measurement of the two-photon width of χ_{c2} , the 3P_2 state of charmonium, $\Gamma_{\gamma\gamma}(\chi_{c2}) \equiv \Gamma(\chi_{c2} \rightarrow \gamma\gamma)$, has a very checkered history, with large differences in results from measurements using different techniques. The pre-1992 $\gamma\gamma$ -fusion measurements of $\Gamma_{\gamma\gamma}(\chi_{c2})$ were inconclusive, with most of them only establishing upper limits of several keV. In 1993, the E760 experiment at Fermilab reported the result from their $\bar{p}p \rightarrow \chi_{c2} \rightarrow \gamma\gamma$ measurement, $\Gamma_{\gamma\gamma}(\chi_{c2}) = 320 \pm 80 \pm 50$ eV [1], a factor of more than 3 smaller than the smallest limit established by the $\gamma\gamma$ -fusion measurements. The $\gamma\gamma$ -fusion experiments continue to report much larger values of $\Gamma_{\gamma\gamma}(\chi_{c2})$ than the $\bar{p}p$ experiments, with the result of the $\gamma\gamma$ -fusion measurement from Belle [2], $\Gamma_{\gamma\gamma}(\chi_{c2}) = 850 \pm 127$ eV, which is still 3 times larger than the latest $\bar{p}p$ measurement of Fermilab E835 [3], $\Gamma_{\gamma\gamma}(\chi_{c2}) = 270 \pm 59$ eV. It is this continuing discrepancy between the present good-statistics measurements that has motivated the investigation reported here.

In this investigation we report on a measurement of $\Gamma_{\gamma\gamma}(\chi_{c2})$ by the study of the $\gamma\gamma$ -fusion reaction

$$e^+e^- \rightarrow e^+e^-(\gamma\gamma), \quad \gamma\gamma \rightarrow \chi_{c2} \rightarrow \gamma J/\psi \rightarrow \gamma l^+l^-. \quad (1)$$

The data sample used for the analysis was taken at the Cornell Electron Storage Ring (CESR) with the detector in the CLEO III configuration [4]. The detector provides 93% coverage of solid angle for charged and neutral particle identification. The detector components important for this analysis are the drift chamber (DR) and CsI(Tl) crystal calorimeter (CC). The DR and CC are operated within a 1.5 T magnetic field produced by a superconducting solenoid. The DR detects charged particles and measures their momenta. The CC allows measurements of electromagnetic showers with energy resolution $\sigma(E)/E = 2.3$ – 2.7% for $E_\gamma = 0.3$ – 0.6 GeV.

The data consist of a 14.4 fb^{-1} sample of e^+e^- collisions at or near the energies of $Y(1S - 5S)$ resonances and around the $\Lambda_b\bar{\Lambda}_b$ threshold in the range of center-of-mass energies $\sqrt{s} = 9.46$ – 11.30 GeV. The data sample sizes are given in Table I.

TABLE I. Data used in the present analysis. Average values of \sqrt{s} and corresponding luminosities are listed.

Data	Y(1S)	Y(2S)	Y(3S)	Y(4S)	Y(5S)	$\Lambda_b\bar{\Lambda}_b$
\mathcal{L} (fb $^{-1}$)	1.399	1.766	1.598	8.566	0.416	0.688
\sqrt{s} (GeV)	9.458	10.018	10.356	10.566	10.868	11.296

The two-photon partial width $\Gamma_{\gamma\gamma}(\chi_{c2})$ was measured in untagged $\gamma\gamma$ -fusion reaction of Eq. (1). Events with γe^+e^- or $\gamma\mu^+\mu^-$ in the final state were selected. The selected events are required to have two charged tracks and zero net charge. All charged particles were required to lie within the drift chamber volume and satisfy standard requirements for track quality and distance of closest approach to the interaction point.

The photon produced in the decay $\chi_{c2} \rightarrow \gamma l^+l^-$ typically has an energy $E_\gamma \approx 0.46$ GeV. The selected events are required to have only one electromagnetic shower with an energy $0.3 < E_\gamma < 0.6$ GeV, and to be isolated from the nearest charged track by an angle $>20^\circ$. The total energy of remaining electromagnetic showers in the event $E_{\text{tot}}(\text{neut})$ was required to be <0.3 GeV.

The total energy of the system, $E_{\text{tot}}(\gamma l^+l^-)$, defined as the energy sum of the lepton pair and the candidate photon, was required to be less than 5 GeV. This cut has an efficiency of $\sim 96\%$ and removes all background that arises when $\psi(2S)$ is produced via initial state radiation, decays to $\gamma\gamma J/\psi$, and one photon is not detected.

Untagged $\gamma\gamma$ -fusion events are characterized with small transverse momentum; therefore $p_{\text{tot}}^\perp(\gamma l^+l^-) < 0.15$ GeV/ c was required.

Lepton pairs of low transverse momentum may also be directly produced by $\gamma\gamma$ -photon fusion. These constitute a background that is removed by rejecting lepton pairs with $p_{\text{tot}}^\perp(l^+l^-) < 0.1$ GeV/ c .

To identify two charged tracks as electrons or muons, the E/p variable was used, where E is the energy determined from the calorimeter and p is the momentum determined from track reconstruction. For both muons $0 < E/p < 0.3$ is required, and for both electrons $0.85 < E/p < 1.15$ is required. If a photon of energy larger than 0.03 GeV is present within a 5° angle cone around the lepton direction, it is assumed to be the result of bremsstrahlung and its momentum is added to the momentum of the track.

The signal Monte Carlo (MC) sample for untagged $\gamma\gamma$ fusion production of χ_{c2} resonance was generated using the $\gamma\gamma$ fusion formalism from Budnev *et al.* [5]. MC samples were produced for each value of \sqrt{s} listed in Table I. For the calculation of the overall event selection efficiencies, MC samples were weighted according to the luminosity of each data set.

According to Budnev *et al.* [5], when the photons are transversely polarized, the untagged $\gamma\gamma$ production cross section is related to the two-photon cross section by

$$d\sigma_{e^+e^- \rightarrow e^+e^-\chi_{c2}} = d\mathcal{L}_{\gamma\gamma}^{TT}(W^2)\sigma_{\gamma\gamma \rightarrow \chi_{c2}}^{TT},$$

where $\mathcal{L}_{\gamma\gamma}^{TT}$ is the $\gamma\gamma$ luminosity function and W is the two-photon invariant mass. The implementation of the above formalism has been discussed in detail by Dominick *et al.* [6], and we follow it. We calculate $\sigma(\chi_{c2})/\Gamma_{\gamma\gamma}(\chi_{c2})$ for each value of \sqrt{s} assuming that χ_{c2} production in the fusion of two transverse photons is significant only be in

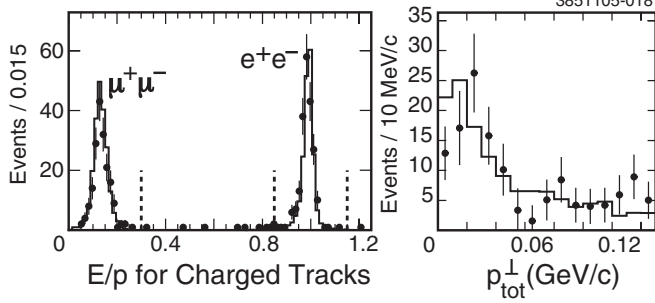


FIG. 1. Distributions of E/p (left) and p_{tot}^{\perp} (right) in data (points) and in the signal MC (histograms). Vertical dashed lines indicate the E/p cuts for electrons and muons.

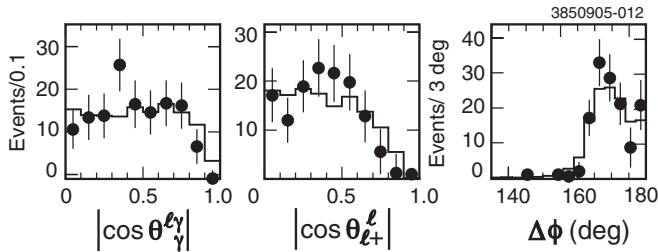


FIG. 2. Comparison of the background subtracted data (points) and the signal MC (histograms) distributions of $|\cos\theta_{\gamma}^l|$, $|\cos\theta_{l^+}^l|$ and $\Delta\phi$. θ_{γ}^l is the polar angle of the photon in the $l^+l^-\gamma$ rest frame, $\theta_{l^+}^l$ is the polar angle of the positive lepton in the l^+l^- rest frame, and $\Delta\phi$ is the azimuthal angle difference between the momenta of the two leptons in the laboratory frame.

the helicity 2 state [7], and that the radiative transition $\chi_{c2} \rightarrow \gamma J/\psi$ is pure E1. We assume that the intermediate vector meson in the Budnev formalism is a J/ψ , and we implement the proper angular distribution [6] in calculating efficiencies. The luminosity-weighted average value of $\sigma(\chi_{c2})/\Gamma_{\gamma\gamma}(\chi_{c2})$ is determined to be 4.93 pb/keV.

Good agreement is observed between the data and MC distributions for $E_{\text{tot}}(\gamma l^+ l^-)$, $p_{\text{tot}}^{\perp}(\gamma l^+ l^-)$, E_{γ} , l^+ , l^- momenta, $E_{\text{tot}}(\text{neut})$, E/p for leptons, and the photon and

lepton angular distributions. The E/p and $p_{\text{tot}}^{\perp}(\gamma l^+ l^-)$ distributions are shown in Fig. 1, and the lepton and photon angular distributions are shown in Fig. 2.

For the data at each \sqrt{s} , efficiencies of all event selection requirements were determined from signal MC simulations, and the averages are listed in Table II.

A two dimensional plot of the lepton pair masses ($e^+e^- + \mu^+\mu^-$) versus the mass difference $\Delta M = M(\gamma l^+ l^-) - M(l^+ l^-)$ is shown in Fig. 3. It shows a clear enhancement at the mass of J/ψ . A cut $M(l^+ l^-) = M(J/\psi) \pm 30$ MeV was therefore used. The resulting distributions of ΔM are shown in Fig. 4 for (a) e^+e^- , (b) $\mu^+\mu^-$ and (c) e^+e^- plus $\mu^+\mu^-$.

Three different methods, all using the background shape determined from the J/ψ sideband region [$M(l^+ l^-) = 2.7\text{--}3.5$ GeV, omitting $M(l^+ l^-) = 3.0\text{--}3.2$ GeV], were used. Fits using the Crystal Ball line shape (which consists of a Gaussian with a low energy tail) [8], signal MC peak shape, and simple counts in the region $\Delta M = 0.42\text{--}0.49$ GeV led to yields and efficiencies that differ by less than $\pm 2\%$.

The observed yield, N_{obs} , leads to

$$\Gamma_{\gamma\gamma}(\chi_{c2}) \times \mathcal{B}(\chi_{c2} \rightarrow \gamma l^+ l^-) = \frac{N_{\text{obs}}}{\epsilon \mathcal{L}(\sigma(\chi_{c2})/\Gamma_{\gamma\gamma}(\chi_{c2}))},$$

where ϵ is the total efficiency, \mathcal{L} is the total luminosity of the data used, $\sigma(\chi_{c2})/\Gamma_{\gamma\gamma}(\chi_{c2}) = 4.93$ pb/keV as determined earlier, and $\mathcal{B}(\chi_{c2} \rightarrow \gamma l^+ l^-) = \mathcal{B}_1(\chi_{c2} \rightarrow \gamma J/\psi) \mathcal{B}_2(J/\psi \rightarrow l^+ l^-)$.

In Table III we present our results, which are averages of the results for the three different signal yield extraction methods. We present the results for e^+e^- and $\mu^+\mu^-$ separately, and for their sum. Our directly determined result for the sum is

$$\Gamma_{\gamma\gamma}(\chi_{c2}) \mathcal{B}(\chi_{c2} \rightarrow \gamma(e^+e^- + \mu^+\mu^-)) = 13.2 \pm 1.4 \text{ eV}.$$

We use $\mathcal{B}_1(\chi_{c2} \rightarrow \gamma J/\psi) = (19.9 \pm 1.3)\%$ as measured by CLEO [9], and $\mathcal{B}_2(J/\psi \rightarrow e^+e^-) = \mathcal{B}_2(J/\psi \rightarrow \mu^+\mu^-) = 5.95 \pm 0.06\%$ [10], to obtain $\Gamma_{\gamma\gamma}(\chi_{c2})$ listed

TABLE II. Efficiencies of the different event selection criteria.

Selection cut	e^+e^- Channel (%)	$\mu^+\mu^-$ Channel (%)
N(charge) = 2	68.9	70.8
Total Charge = 0	98.7	98.7
Only one γ with $0.3 < E_{\gamma} < 0.6$ GeV	52.8	53.7
Lepton E/p	92.4	98.3
$E_{\text{tot}}(\gamma l^+ l^-) < 5$ GeV	96.1	95.3
$E_{\text{tot}}(\text{neut}) < 0.3$ GeV	99.0	99.1
$p_{\text{tot}}^{\perp}(l^+ l^-) > 0.1$ GeV/c	99.0	98.9
$p_{\text{tot}}^{\perp}(\gamma l^+ l^-) < 0.15$ GeV/c	62.1	62.4
$M(l^+ l^-) = M(J/\psi) \pm 30$ MeV	81.9	93.0
Trigger	97.5	85.7
Overall efficiencies	15.5	17.1

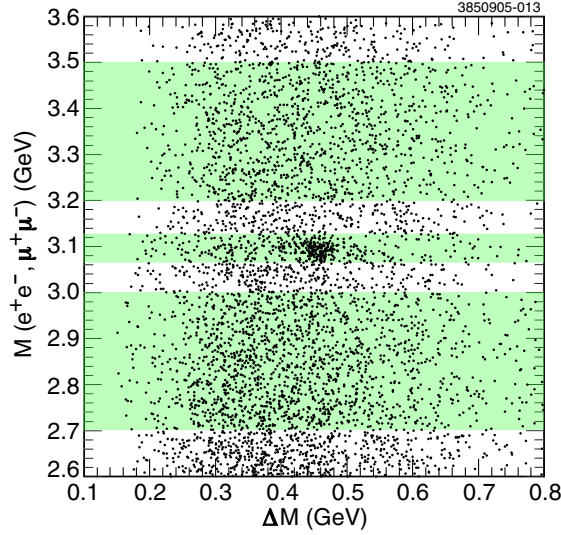


FIG. 3 (color online). Scatter plot of the $\Delta M = M(\gamma l^+ l^-) - M(l^+ l^-)$ with respect to the two lepton effective mass in data. Top and bottom horizontal shaded bands are the areas defined as the J/ψ sideband regions, and the middle band is the area defined as the J/ψ signal region.

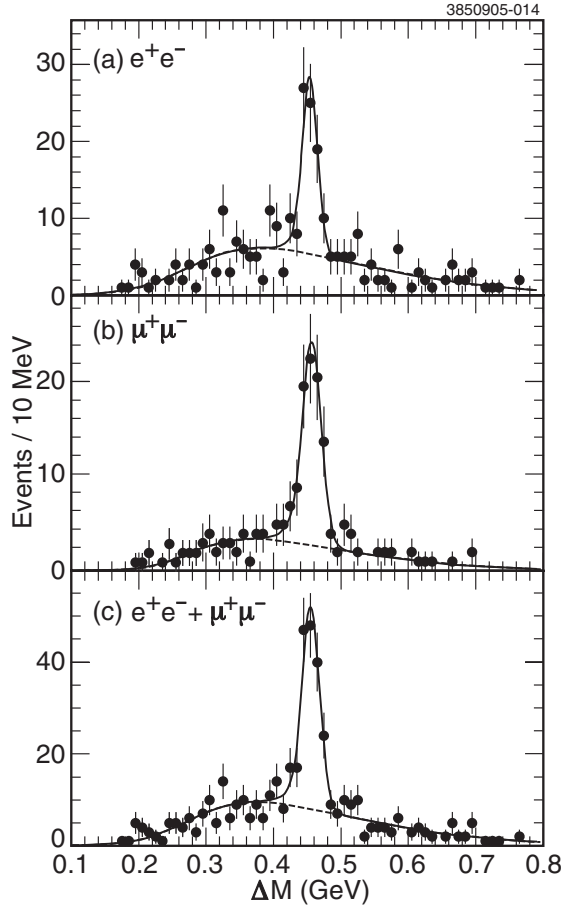


FIG. 4. $\Delta M = M(\gamma l^+ l^-) - M(l^+ l^-)$ mass difference distributions for $e^+ e^-$ channel (a), $\mu^+ \mu^-$ channel (b), and the sum (c). The solid line curves are results of fit to the data points using the background indicated by the dashed line curves.

TABLE III. Average of results for the three signal count extraction methods.

$l^+ l^-$	N_{obs}	$\Gamma_{\gamma\gamma}(\chi_{c2})\mathcal{B}(\chi_{c2} \rightarrow \gamma l^+ l^-)$ (eV)	$\Gamma_{\gamma\gamma}(\chi_{c2})$ (eV)
$e^+ e^-$	68 ± 11	6.4 ± 1.0	544 ± 87
$\mu^+ \mu^-$	79 ± 11	6.8 ± 0.9	571 ± 76
Total	147 ± 15	13.2 ± 1.4	559 ± 57

TABLE IV. Sources of systematic uncertainties.

Source	Systematic uncertainty (%)
integrated luminosity, \mathcal{L}	± 3.0
trigger efficiency	± 3.0
signal yield extraction	± 1.3
J/ψ line shape modeling	± 1.6
photon resolution modeling	± 1.3
event selection	± 4.8
tracking	± 2.0
photon finding	± 2.0
J/ψ (versus ρ, ϕ) in $\gamma\gamma$	± 3.0
pure E1 (versus E1 + 10% M2)	± 3.0
overall	± 8.6

in Table III. Various sources of systematic uncertainty were studied. These are listed in Table IV, and are combined in quadrature to give a total systematic error of $\pm 8.6\%$. Thus, our final result is

$$\Gamma_{\gamma\gamma}(\chi_{c2}) = 559 \pm 57(\text{stat}) \pm 48(\text{syst}) \pm 36(\text{br}) \text{ eV}.$$

Table V shows a compilation of the published results of Belle [2], E835 [3], and CLEO [13], together with our result. We find that a large part of the discrepancy between

TABLE V. Comparison of our result for $\Gamma_{\gamma\gamma}(\chi_{c2})$ with the results of the two recent $\gamma\gamma$ -fusion measurements and the Fermilab E835 $\bar{p}p$ experiment. The second column gives the results as published and the third column gives the result after reevaluation using the CLEO measured values for $\mathcal{B}_1(\chi_{c2} \rightarrow \gamma J/\psi)$ and $\mathcal{B}_2(J/\psi \rightarrow l^+ l^-)$ [9,10]. Also, the average Fermilab measured value of $\Gamma_{\text{tot}}(\chi_{c2})$ [11] is used to recalculate the E835 result [3], and PDG2004 value of $\mathcal{B}(\chi_{c2} \rightarrow 4\pi)$ [12] is used to recalculate the CLEO result [13].

Experiment [Ref.]	$\Gamma_{\gamma\gamma}(\chi_{c2})$ (eV)	$\Gamma_{\gamma\gamma}(\chi_{c2})$ (eV)
Quantity Measured	(as published)	(as reevaluated)
Present: $\gamma\gamma \rightarrow \chi_{c2}$		
$\Gamma_{\gamma\gamma}(\chi_{c2})\mathcal{B}(\chi_{c2} \rightarrow \gamma l^+ l^-)$		559(57)(48)(36)
Belle [2]: $\gamma\gamma \rightarrow \chi_{c2}$		
$\Gamma_{\gamma\gamma}(\chi_{c2})\mathcal{B}(\chi_{c2} \rightarrow \gamma l^+ l^-)$	850(80)(70)(70)	570(55)(46)(37)
CLEO [13]: $\gamma\gamma \rightarrow \chi_{c2}$		
$\Gamma_{\gamma\gamma}(\chi_{c2})\mathcal{B}(\chi_{c2} \rightarrow 4\pi)$	530(150)(60)(220)	432(122)(54)(61)
E835 [3]: $\bar{p}p \rightarrow \chi_{c2}$		
$(\chi_{c2} \rightarrow \gamma\gamma)/(\chi_{c2} \rightarrow \gamma J/\psi)$	270(49)(33)	384(69)(47)

the earlier $\gamma\gamma$ -fusion results and the $\bar{p}p \rightarrow \chi_{c2} \rightarrow \gamma\gamma$ results arises from the use of the old values of $\mathcal{B}(\chi_{c2} \rightarrow \gamma J/\psi)$. This possibility was indeed anticipated by Belle [2]. Both Belle [2] and E835 [3] used the 2000 PDG value of $\mathcal{B}(\chi_{c2} \rightarrow \gamma J/\psi) = (13.5 \pm 1.1)\%$. As shown in Table V, when these results are reevaluated using $\mathcal{B}(\chi_{c2} \rightarrow \gamma J/\psi) = (19.9 \pm 1.3)\%$, as recently measured by CLEO [9], the Belle result [2] comes into complete agreement with ours, and even the latest $\bar{p}p$ result [3] becomes statistically consistent with ours.

Many theoretical predictions based on potential model calculations exist in the literature. In an early relativistic calculation, Barnes [14] predicted $\Gamma_{\gamma\gamma}(\chi_{c2}) = 560$ eV. In calculations including both relativistic and one-loop QCD radiative corrections, Gupta *et al.* [15] and Ebert *et al.* [16] predict $\Gamma_{\gamma\gamma}(\chi_{c2}) = 570$ eV and 500 eV, respectively. All three predictions are in agreement with our result.

An estimate of the strong coupling constant, $\alpha_s(m_c)$ can be obtained by comparing $\Gamma_{\gamma\gamma}(\chi_{c2})$ with $\Gamma_{gg}(\chi_{c2})$. With the known first order QCD radiative corrections for the two

widths [17], the pQCD prediction is

$$\frac{\Gamma_{\gamma\gamma}(\chi_{c2})}{\Gamma_{gg}(\chi_{c2})} = \frac{8\alpha^2}{9\alpha_s^2} \times \left(\frac{1 - \frac{5.33}{\pi}\alpha_s}{1 - \frac{2.2}{\pi}\alpha_s} \right). \quad (2)$$

The hadronic width, $\Gamma_{gg}(\chi_{c2}) = \Gamma_{\text{tot}}(\chi_{c2}) \times \mathcal{B}(\chi_{c2} \rightarrow gg) = \Gamma_{\text{tot}}(\chi_{c2}) \times [1 - \mathcal{B}(\chi_{c2} \rightarrow \gamma J/\psi)] = 1.55 \pm 0.11$ MeV, obtained by using $\Gamma_{\text{tot}}(\chi_{c2}) = 1.94 \pm 0.13$ MeV [11] and $\mathcal{B}(\chi_{c2} \rightarrow \gamma J/\psi) = 0.199 \pm 0.013$ [9]. Using our result for $\Gamma_{\gamma\gamma}(\chi_{c2})$, we obtain $\Gamma_{\gamma\gamma}(\chi_{c2})/\Gamma_{gg}(\chi_{c2}) = (361 \pm 59) \times 10^{-6}$. Equating this to the pQCD expression (Eq. (2)) but not including the QCD radiative corrections in the large parentheses, gives $\alpha_s(m_c) = 0.36 \pm 0.03$. The pQCD expression with the QCD radiative corrections (Eq. (2)) leads to the value $\alpha_s(m_c) = 0.29 \pm 0.02$.

We gratefully acknowledge the effort of the CESR staff in providing us with excellent luminosity and running conditions. This work was supported by the National Science Foundation and the U.S. Department of Energy.

-
- [1] T. A. Armstrong *et al.* (E760 Collaboration), Phys. Rev. Lett. **70**, 2988 (1993).
- [2] K. Abe *et al.* (Belle Collaboration), Phys. Lett. B **540**, 33 (2002).
- [3] M. Ambrogiani *et al.* (E835 Collaboration), Phys. Rev. D **62**, 052002 (2000).
- [4] Y. Kubota *et al.* (CLEO Collaboration), Nucl. Instrum. Methods Phys. Res., Sect. A **320**, 66 (1992); G. Viehhauser *et al.* (CLEO Collaboration), Nucl. Instrum. Methods Phys. Res., Sect. A **462**, 146 (2001); D. Peterson *et al.* (CLEO Collaboration), Nucl. Instrum. Methods Phys. Res., Sect. A **478**, 142 (2002); M. Artuso *et al.* (CLEO Collaboration), Nucl. Instrum. Methods Phys. Res., Sect. A **502**, 91 (2003).
- [5] V. M. Budnev *et al.*, Phys. Rep. **15C**, 181 (1975).
- [6] J. Dominick *et al.* (CLEO Collaboration), Phys. Rev. D **50**, 4265 (1994).
- [7] Z. P. Li, F. E. Close, and T. Barnes, Phys. Rev. D **43**, 2161 (1991).
- [8] S. B. Athar *et al.* (CLEO Collaboration), Phys. Rev. D **70**, 112002 (2004).
- [9] N. E. Adam *et al.* (CLEO Collaboration), Phys. Rev. Lett. **94**, 232002 (2005).
- [10] Z. Li *et al.* (CLEO Collaboration), Phys. Rev. D **71**, 111103 (2005).
- [11] M. Andreotti *et al.* (E835 Collaboration), Nucl. Phys. **B717**, 34 (2005).
- [12] S. Eidelman *et al.* (Particle Data Group), Phys. Lett. B **592**, 1 (2004).
- [13] B. I. Eisenstein *et al.* (CLEO Collaboration), Phys. Rev. Lett. **87**, 061801 (2001).
- [14] T. Barnes, *Proceedings of the IX International Workshop on Photon-Photon Collisions*, edited by D. O. Caldwell and H. P. Paar (World Scientific, Singapore, 1992), p. 263.
- [15] S. N. Gupta, J. M. Johnson, and W. W. Repko, Phys. Rev. D **54**, 2075 (1996).
- [16] D. Ebert, R. N. Faustov, and V. O. Galkin, Mod. Phys. Lett. A **18**, 601 (2003).
- [17] W. Kwong, P. B. Mackenzie, R. Rosenfeld, and J. L. Rosner, Phys. Rev. D **37**, 3210 (1988).