

2005

Nucleate Boiling in Microchannels

D. Liu

P.S. Lee


S V. Garimella

Purdue University, sureshg@purdue.edu

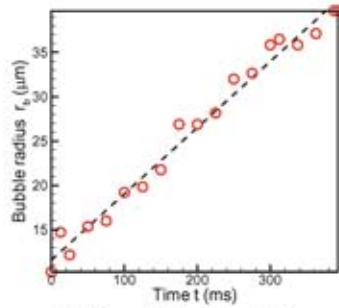
Follow this and additional works at: <http://docs.lib.purdue.edu/coolingpubs>

Liu, D.; Lee, P.S.; and Garimella, S V, "Nucleate Boiling in Microchannels" (2005). *CTRC Research Publications*. Paper 272.
<http://docs.lib.purdue.edu/coolingpubs/272>


This document has been made available through Purdue e-Pubs, a service of the Purdue University Libraries. Please contact epubs@purdue.edu for additional information.



Microchannel heat sink




Bubble evolution during boiling



Single bubble nucleates, grows and departs from the bottom wall (4000 fps).



Twin bubbles agglomerate after growth and travel down the channel (8000 fps).



Multiple bubbles grow and depart from the bottom wall without agglomeration (15,000 fps).

Nucleate Boiling in Microchannels

Dong Liu, Poh-Seng Lee and Suresh V. Garimella
Purdue University, West Lafayette, Indiana 47907-2088

An understanding of bubble motion and evolution during nucleate boiling is necessary for the analysis of convective heat transfer rates in microchannels. High-speed photography is used in this study to reveal the complex bubble dynamics during nucleate boiling in copper microchannels of hydraulic diameter $384\ \mu\text{m}$ ($275\ \mu\text{m}$ wide and $636\ \mu\text{m}$ high) and $25.4\ \text{mm}$ length. De-ionized water flows through the microchannels at a velocity of $0.68\ \text{m/s}$ ($\text{Re} = 735$) and an inlet temperature of 86.5°C . The exit pressure is maintained at $1.05\ \text{bar}$. A constant heat flux of $16\ \text{W/cm}^2$ is applied at the bottom of

the microchannel heat sink. A high-speed digital video camera is used to observe the boiling process at 4,000, 8,000 and 15,000 frames per second.

The images shown looking down into the microchannels reveal the transient processes of nucleation, growth, subsequent departure and interaction of bubbles from nucleation sites on the bottom wall of the channel. The measured bubble radius indicates a linear evolution with time. These results are useful in proposing predictive models for boiling heat transfer in microchannel heat sinks.