

***Highway and Street Department Fuel Survey
for
Indiana Counties, Cities, and Towns***

April 2008

SP-3a-2008

by

Indiana LTAP Center

**Purdue University
1435 Win Hentschel Blvd., Suite B100
West Lafayette, Indiana 47906**

**Telephone: 765.494.2164
Toll Free in Indiana: 1.800.428.7639
Facsimile: 765.496.1176**

This document is disseminated under the sponsorship of the Indiana LTAP Center at Purdue University in the interest of information exchange. Purdue University and the Indiana LTAP Center assume no liability for its contents or use thereof. Purdue University and the Indiana LTAP Center do not endorse products or manufacturers. Trademarks or manufacturers names may appear herein only because they are considered essential to the objective of this document. The contents of this report reflect the views of the authors, who are responsible for the facts and accuracy of the data presented herein. The contents do not necessarily reflect the official policy of Purdue University or the Indiana LTAP Center. This report does not constitute a standard, specification, or regulation.

February 26, 2008

To Whom It May Concern:

Please find the attached summary of results for the *Highway and Street Department Fuel Survey for Indiana Counties, Cities, and Towns*. The objective of this report is to determine the number of refueling stations available to county highway departments and city and town street departments for their vehicles and equipment. In addition, the type of fuel that each department has at these locations is recorded.

Responses to this survey were received from every county, forty-seven of the fifty highest populated cities, and twelve of the fifteen highest populated towns in Indiana. The data contained within this report is based upon the number of responses received.

The information presented in this report may be used by county highway departments and city and town street departments to compare their fueling practice and efficiency with that of others throughout the state. Specifically, it can help determine the average distance that these agencies must travel in order to refuel.

For questions related to the information included in this report, please contact me at the phone number or address listed below.

Sincerely,

John Habermann
Program Manager, Indiana LTAP

**HIGHWAY AND STREET DEPARTMENT FUEL SURVEY
FOR
INDIANA COUNTIES, CITIES, AND TOWNS**

Section 1 – County Survey

Table of Survey Responses.....	1
Charts of Survey Results.....	3
Results Summary.....	4

Section 2 – City Survey

Table of Survey Responses.....	5
Charts of Survey Results.....	8
Results Summary.....	10

Section 3 – Town Survey

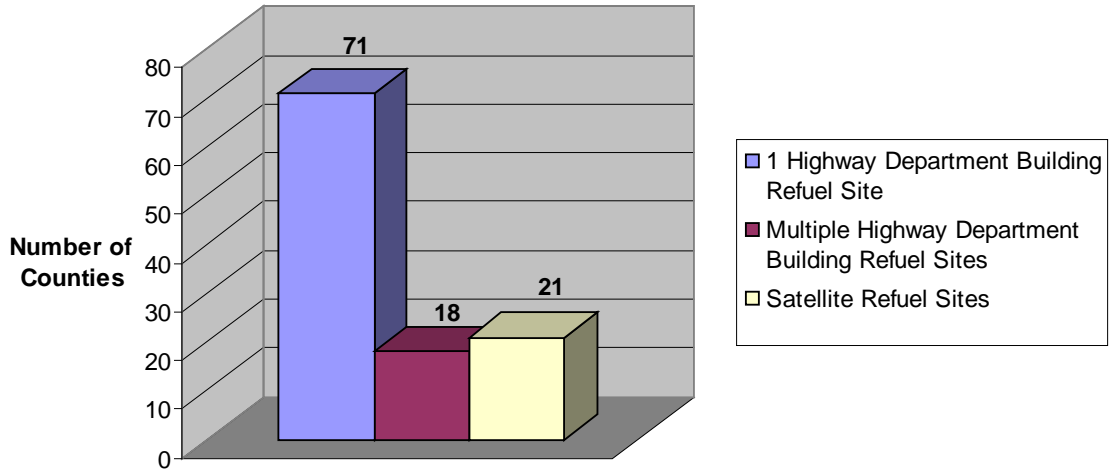
Table of Survey Responses.....	11
Charts of Survey Results.....	12
Results Summary.....	14

SECTION 1 - COUNTY SURVEY

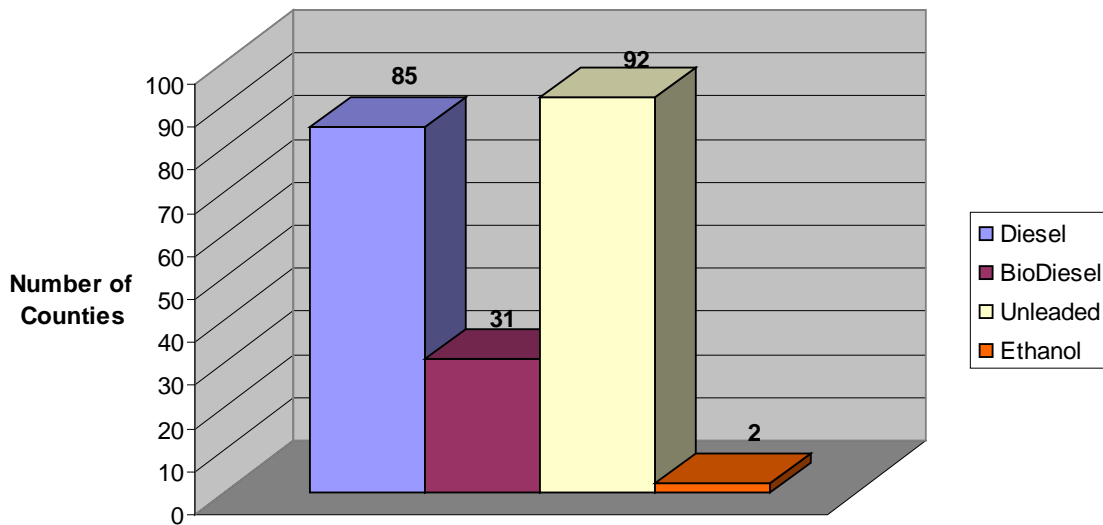
County	Number of Highway Department Buildings with Refuel Site	Number of Satellite Refuel Sites	Types of Fuel Used			
			Diesel	BioDiesel	Unleaded	Ethanol
Adams	1	0	X	~	X	~
Allen	3	0	~	X	X	~
Bartholomew	1	0	X	X	X	~
Benton	1	0	X	X	X	~
Blackford	1	0	X	~	X	~
Boone	4	1	X	~	X	~
Brown	1	0	X	X	X	~
Carroll	1	0	X	X	X	~
Cass	1	0	X	X	X	~
Clark	2	0	X	~	X	~
Clay	1	0	X	~	X	~
Clinton	1	0	X	X	X	~
Crawford	1	0	X	~	X	~
Daviess	1	0	X	X	X	~
Dearborn	3	0	X	~	X	~
Decatur	1	0	X	~	X	~
Dekalb	1	0	X	X	X	~
Delaware	1	0	X	X	X	~
Dubois	1	0	X	~	X	~
Elkhart	3	0	X	~	X	~
Fayette	1	0	X	~	X	~
Floyd	1	0	X	~	X	~
Fountain	1	8	X	X	X	~
Franklin	2	0	X	X	X	~
Fulton	1	0	X	~	X	~
Gibson	1	4	~	X	X	~
Grant	1	0	X	~	X	X
Greene	2	0	X	~	X	~
Hamilton	1	0	X	X	X	~
Hancock	0	1	~	X	X	~
Harrison	1	0	X	~	X	~
Hendricks	1	0	X	~	X	~
Henry	1	0	X	~	X	~
Howard	1	0	X	~	X	~
Huntington	1	0	X	~	X	~
Jackson	1	2	X	~	X	~
Jasper	2	1	X	~	X	~
Jay	1	0	X	X	X	~
Jefferson	1	0	X	X	X	~
Jennings	1	0	X	~	X	~
Johnson	1	0	X	~	X	~
Knox	1	0	X	~	X	~
Kosciusko	1	3	X	~	X	~
LaGrange	1	0	X	X	X	~
Lake	2	1	X	~	X	~

LaPorte	2	0	X	~	X	~
Lawrence	1	1	X	~	X	~
Madison	1	0	X	~	X	~
Marion	3	6	X	X	X	X
Marshall	1	0	X	~	X	~
Martin	1	0	X	~	X	~
Miami	2	0	X	X	X	~
Monroe	1	0	X	~	X	~
Montgomery	1	5	X	~	X	~
Morgan	1	0	X	X	X	~
Newton	1	1	X	~	X	~
Noble	1	0	X	~	X	~
Ohio	1	0	X	~	X	~
Orange	1	0	X	~	X	~
Owen	1	0	X	~	X	~
Parke	1	0	X	~	X	~
Perry	1	0	~	X	X	~
Pike	1	0	~	X	X	~
Porter	2	1	X	~	X	~
Posey	2	0	X	~	X	~
Pulaski	1	0	X	~	X	~
Putnam	1	0	X	~	X	~
Randolph	1	0	X	~	X	~
Ripley	1	0	X	~	X	~
Rush	1	0	X	X	X	~
Scott	0	1	X	~	X	~
Shelby	1	0	X	~	X	~
Spencer	1	0	X	~	X	~
St. Joseph	5	0	X	~	X	~
Starke	1	3	X	~	X	~
Steuben	1	2	X	~	X	~
Sullivan	3	0	X	~	X	~
Switzerland	1	0	X	~	X	~
Tippecanoe	1	3	X	X	X	~
Tipton	1	1	~	X	X	~
Union	1	1	X	X	X	~
Vanderburgh	1	0	X	~	X	~
Vermillion	3	0	X	~	X	~
Vigo	0	2	X	~	X	~
Wabash	1	0	~	X	X	~
Warren	1	3	X	X	X	~
Warrick	1	0	X	X	X	~
Washington	1	0	X	~	X	~
Wayne	1	0	X	~	X	~
Wells	4	0	X	~	X	~
White	1	0	X	~	X	~
Whitley	1	0	X	X	X	~

County Highway Department Refueling Locations



County Highway Department Fuels



County Results Summary:

- All of the Indiana counties responded to the survey.
- 89 of the counties have at least one County Highway Department building where vehicles are able to refuel, with 18 of them having multiple buildings.
- A total of 21 of the Indiana counties are utilizing satellite refueling sites throughout their county.
- 85 of the counties are using Diesel fuel in their vehicles.
- Many counties have started using biodiesel fuel. That number is 31 of the 92 surveyed counties.
- All of the Indiana counties use unleaded gasoline in their department vehicles.
- Currently, only 2 of the Indiana counties are using ethanol fuel in their vehicles.
- The counties that use gas station cards are included in the satellite refueling sites.
- Some counties use trucks to transport fuel to their vehicles and equipment out in the field.

SECTION 2 - CITY SURVEY

City	Number of Street Department Buildings with Refuel Site	Number of Satellite Refuel Sites	Commercial Gas Station Accounts (Vendor Listed)	Does the Street Department Purchase its own Gas	Types of Fueling System			Types of Fuel Used			
					Automated	Manual	Vendor (If Automated)	Diesel	BioDiesel	Unleaded	Ethanol
Fort Wayne	1	0	Lassus	NO	X	~	Commercial / Gasboy ¹	~	X	X	X
Evansville	0	0	Pacific Pride	N/A	X	~	Commercial	X	~	X	~
South Bend	2	0	~	NO	X	~	Gasboy	X	~	X	~
Gary	0	1	~	NO	~ ²	X ²	~ ²	X	~	X	~
Hammond	1	0	~	NO	X	~	Gasboy	X	~	X	~
Bloomington	2	0	~	NO	X	~	Gasboy	~	X	X	~
Muncie	1	0	G & G Oil	NO	X	X	Commercial	X	X	X	~
Anderson	1	0	~	NO	X	~	Petrovend	X	~	X	~
Terre Haute	1	0	Spence Bank	NO	X	X	Commercial	X	~	X	~
Lafayette	1	0	~	NO	X	~	Phoenix	X	X	X	X
Elkhart	0	0	Yoder Oil	NO	X	~	Commercial	X	~	X	~
Mishawaka	1	0	~	NO	X	~	Gasboy	X	~	X	~
Kokomo	1	1	~	NO	X	~	Track	X	~	X	~
Richmond	0	1	BP	NO	X	X	Commercial	~	X	X	~
Columbus	1	0	Circle K*	NO	X	~	Gasboy	X	X	X	~
Lawrence	1	0	~	NO	X	~	Phoenix	X	~	X	~
Carmel	1	1	Chrystal Flash*	NO	X	X	N/A	~	X	X	~
New Albany											
Greenwood	1	0	~	NO	X	~	Phoenix	X	~	X	~
Portage	0	1	~	NO	X	~	Petrovend ³	X	~	X	~
Michigan City	0	1	~	NO	X	~	Gasboy	~	X	X	~
East Chicago	0	1	~	NO	X	~	Phoenix	X	X	X	~
Marion	1	0	McLure*	NO	X	~	N/A	X	~	X	~ ⁴

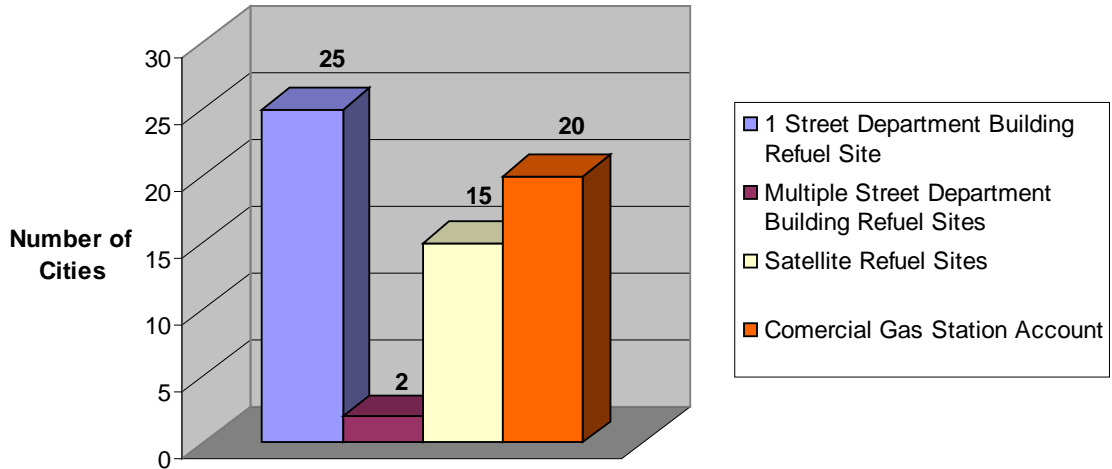
Goshen	0	3	~	NO	X	~	QQUEST	~	X	X	~
West Lafayette	1	0	~	NO	X	~	Gasboy	X	~	X	~
Noblesville	0	1	~	NO	~	X	~	~	X	X	~
Valparaiso	1	0	Marathon*	YES	X	~	Gasboy	~	X	X	~
Jeffersonville	1	0	~	NO	X	~	Petrovend	X	~	X	~
Hobart	0	1	~	NO	X	~	Gasboy	X	~	X	~
LaPorte	1	0	Rackham	YES	X	X	Commercial	X	X	X	~
Crown Point	0	1	Smart Stop*	NO	X	~	N/A	~	X	X	~
Logansport	1	0	McLure	YES	X	X	Commercial	~	X	X	~
Franklin	1	0	~	NO	X	~	Autostick Junior	X	~	X	~
Vincennes	1	0	~	NO	~	X	~	~	X	X	~
Seymour	0	0	Sonoco	NO	X	~	Commercial	X	~	X	~
Shelbyville	0	0	Gas America	NO	X	~	Commercial	X	~	X	~
New Castle	0	1	Harvest*	NO	X	~	N/A	X	~	X	~
Huntington	0	1	~	NO	X	~	Gasboy	X	~	X	~
Frankfort	1	0	~	YES	~	X	~	X	~	X	~
Connersville	0	0	Harvest	YES	X	~	Commercial	X	~	X	~
Crawfordsville	0	1	~	YES	~	X	~	~	X	X	~
Beech Grove	1	0	Speedway	YES	X	X	Commercial	X	~	X	~
Greenfield											
Lebanon	1	0	~	NO	~	X	~	~	X	X	~
Lake Station											
Bedford	0	0	Mullis Petroleum	NO	X	~	Commercial	X	~	X	~
Peru	0	0	Energy Plus	YES	X	~	Commercial	~	X	X	~
Warsaw	0	1	~	NO	X	~	Gasboy	X	~	X	~
New Haven	1	0	~	NO	~	X	~	X	~	X	~
Jasper	1	0	~	NO	~	X	~	~	X	X	~

* Emergencies Only

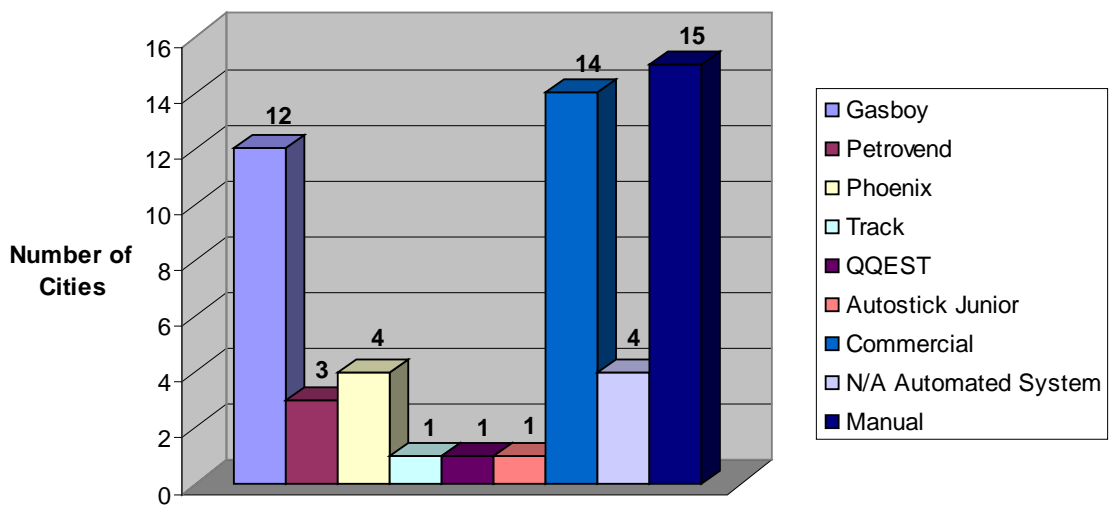
Notes:

- 1) The City of Fort Wayne is in the process of changing their fuel management system from Gasboy to Petrovend. In addition, they are the only city to use a fleet management system in which fuel usage from Gasboy (or Petrovend) is integrated with that from the electronic usage records that Lassus provides.
- 2) The City of Gary is in the process of changing from a manual fuel management system to an automated Gasboy system.
- 3) The City of Portage recently converted from a Gasboy automated system to a Petrovend automated system
- 4) The City of Marion is in the process of integrating ethanol fuel into their fleet.

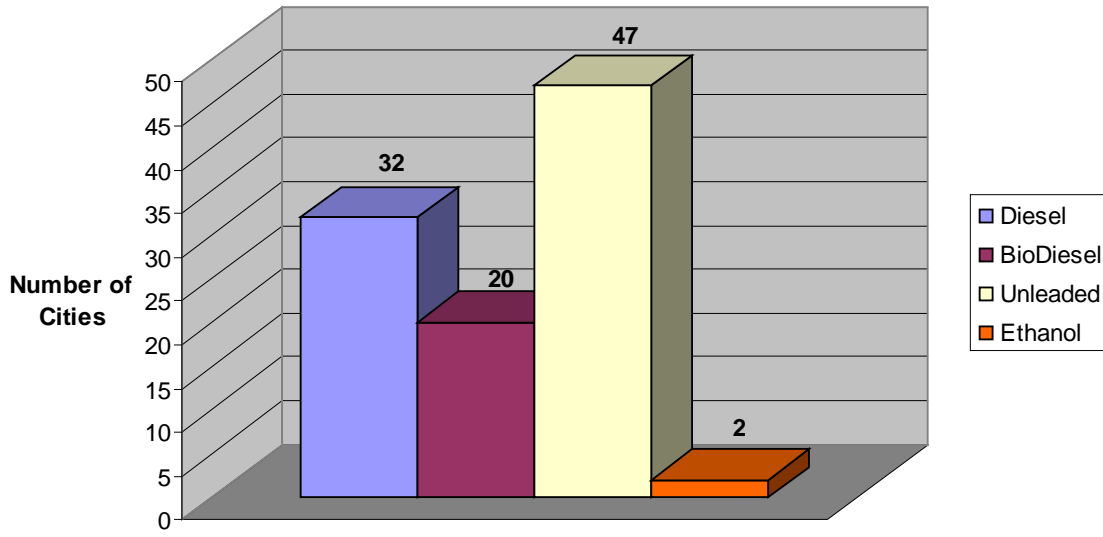
City Street Department Refueling Locations



City Street Department Fuel Management Systems



City Street Department Fuels



City Results Summary:

- 47 of the 50 highest populated cities in Indiana responded. The data contained within this report is based upon the number of responses received.
- Nearly all of the Indiana cities surveyed, 38 of 47, have one fuel purchase order for all city departments. I was unable to get a response from 1 of these 47 cities.
- 27 of the cities have at least 1 City Street Department building where vehicles are able to refuel, with 2 of them having multiple buildings.
- A total of 15 of the Indiana cities are utilizing satellite refueling sites throughout their city.
- Commercial gas station accounts are used by 20 of the 47 surveyed cities, with 6 of these cities using them for emergencies only.
- 39 of the cities are using automated fuel management systems, 12 of which are Gasboy and 14 of which are through a commercial gas station. Petrovend, Phoenix, Track, QQUEST, and Autostick Junior were also used by at least 1 city.
- Manual fuel management systems are being used by 15 of the cities.
- 32 of the cities are using diesel fuel in their vehicles.
- Many cities have started using biodiesel fuel. That number is 20 of the 47 surveyed cities.
- All of the Indiana cities surveyed use unleaded gasoline in their Street Department vehicles.
- Currently, only 2 of the Indiana cities are using ethanol fuel in their vehicles, with one city in the process of adding ethanol fuel.

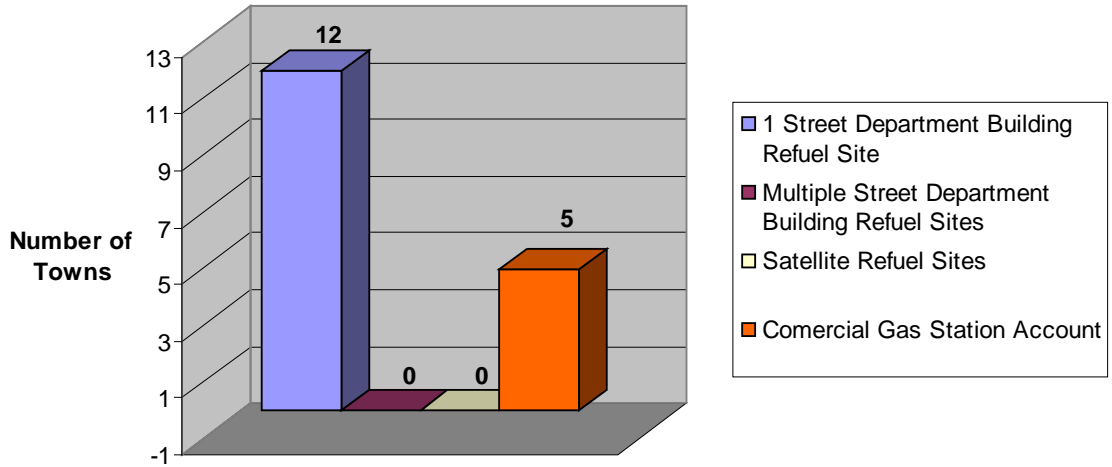
SECTION 3 - TOWN SURVEY

Town	Number of Street Department Buildings with Refuel Site	Number of Satellite Refuel Sites	Commercial Gas Station Accounts (Vendor Listed)	Does the Street Department Purchase its own Gas	Types of Fueling System			Types of Fuel Used			
					Automated	Manual	Vendor (If Automated)	Diesel	BioDiesel	Unleaded	Ethanol
Fishers											
Merrillville	1	0	~	NO	X	~	Gasboy	X	~	X	~
Schererville	1	0	~	NO	X	~	Gasboy	X	~	X	~
Highland											
Munster											
Clarksville	1	0	~	NO	~	X	~	X	~	X	~
Plainfield	1	0	Circle S ¹	NO	~	X	~	X	~	X	~
Griffith	1	0	~	NO	X	~	Petrovend	X	~	X	~
Brownsburg	1	0	~	NO	X	~	N/A	X	~	X	~
Dyer	1	0	~	NO	X	~	Gasboy	X	~	X	~
Speedway	1	0	Speedway	NO	X	2	Commercial	X	~	X	~
Chesterton	1	0	Family Express, Speedway	N/A	X	X	Commercial	X	~	X	~
Westfield	1	0	Right Express	YES	X	~	Commercial	X	~	X	~
Cedar Lake	1	0	~	NO	~ ³	X	~	X	~	X	~
Mooreville	1	0	Cristo	YES	X	X	Commercial	X	~	X	~

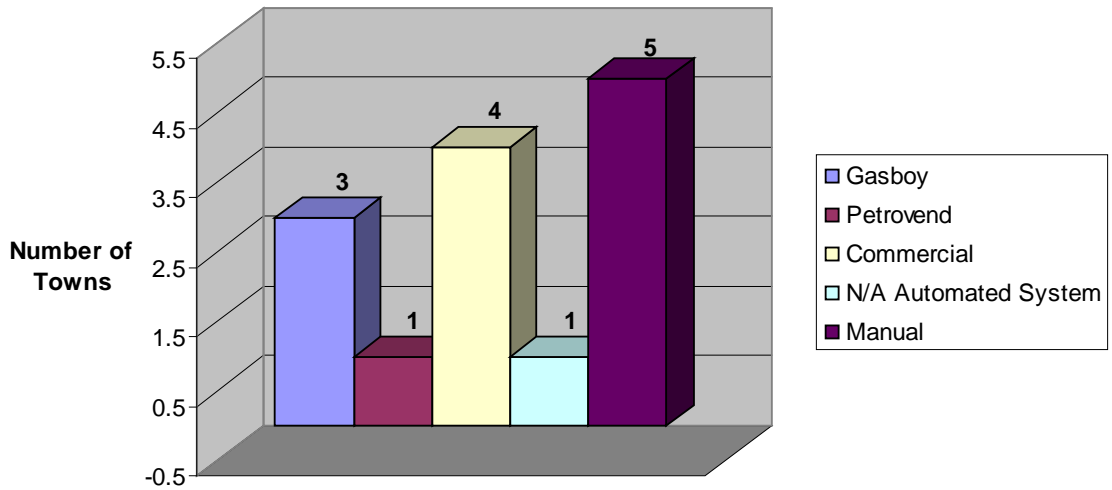
Notes:

- 1) The town of Plainfield only uses the gas station if their own tanks run out
- 2) Unsure on whether the town of Speedway has a manual system for their own tanks
- 3) The town of Cedar Lake has an automated system but it is broken.

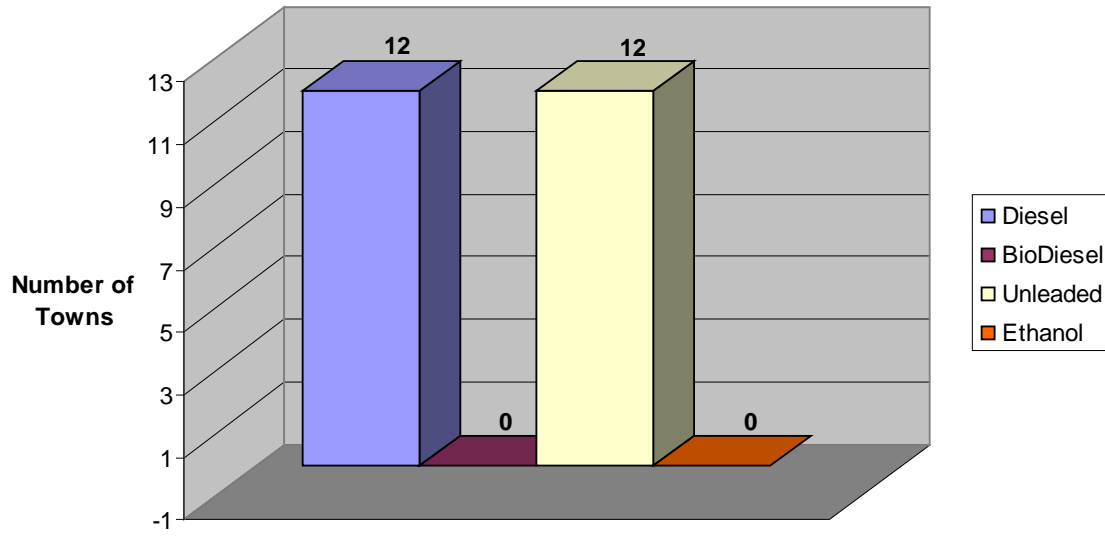
Town Street Department Refueling Locations



Town Street Department Fuel Management System



Town Street Department Fuels



Town Results Summary:

- 12 of the 15 highest populated towns in Indiana responded. The data contained within this report is based upon the number of responses received.
- Nearly all of the Indiana towns surveyed, 9 of 12, have one fuel purchase order for all town departments
- All 12 towns surveyed have 1 City Street Department building where vehicles are able to refuel.
- None of the surveyed Indiana cities are using satellite refueling sites.
- 5 of the 12 towns are using commercial gas station accounts, with 1 town using a commercial station only when their fuel tanks are empty.
- 9 of the towns are using an automated fuel management system, 3 of which are Gasboy. Commercial gas stations account for 4 of them, and Petrovend was also used by 1 town.
- Manual fuel management systems are being used by 5 of the towns.
- All 12 surveyed towns are using diesel and unleaded fuel in their Street Department vehicles.
- None of the surveyed Indiana towns are using biodiesel or ethanol fuel.